



RMGT 6

A2-Plus Size Offset Presses

690 model

RMGT 7

B2-Size Offset Presses

790 model



790ST-5+CC+SLD+LED-UV

The perfect choice for diverse short-run printing jobs.

Demand for high-mix, short-run, fast turnaround, high-added value printing is driving the daily workflow toward high levels of complexity and specialization. The diverse specifications of different jobs also make printing processes more difficult to manage. Plus there is a need to employ special techniques and effects to differentiate sales materials for added impact.

RMGT 6 and 7 presses offer the exceptional reliability and advanced features needed to respond to this trend^{*1}.

With the advanced automatic systems that shorten make-ready time and high-speed printing at up to 16,000 sheets per hour^{*2}, these high-performance offset presses boost productivity and optimize production efficiency for diverse short-run printing. RMGT 6 and 7 presses deliver top performance for a wide range of printing work, providing crucial support for success in a competitive market.

^{*1}: The RMGT 7 is available in two models.

The 760 has a maximum sheet width of 765 mm, and the 790 has a maximum sheet width of 788 mm.

The descriptions in this catalog refer to the 790.

^{*2}: The maximum printing speed of the RMGT 7 (790PF model convertible perfecter) and RMGT 6 (690PF model convertible perfecter) is 15,000 SPH.

RMGT 6



690ST-4 (4-color straight press, standard delivery model)

Shorter make-ready time

P3-4

Various automatic systems and laborsaving functions shorten make-ready time

High precision and durability

P5-6

The pursuit of uncompromising printing quality

Meeting diverse needs

P7-8

Printing on a wide range of substrates

Advanced quality and production control

P9-10

Centralized management and control of printing quality and productivity

High-value-added printing

P11-12

A variety of unit configurations to meet a wide range of customer needs

Next-generation green UV system

P13-14

LED-UV curing system for superior eco-friendliness and higher productivity

RMGT 7



790ST-5+CC+SLD (5-color straight press with coating unit, semi-long delivery model)

SHORT MAKE-READY

Shorter make-ready time



Various automatic systems and laborsaving functions shorten make-ready time

The key to higher productivity for diverse short-run printing is shorter make-ready times. With Program Inking for quick and easy color setting, an automatic plate changing system and automatic cleaning devices, the majority of make-ready work is fully automated.

Fast, ultra precise plate changing

The SPC semiautomatic plate changing system comes as standard and allows plates to be changed quickly and accurately. The operator merely sets the plate on the positioning pins and presses the button for plate changing. Plate changing can be automated with the Smart-FPC* fully automatic simultaneous plate changing system or FPC* fully automatic plate changing system, which can be combined with Smart Make-Ready functions* so that blanket cleaning, preset inking, and test printing are also performed automatically for even greater work efficiency.

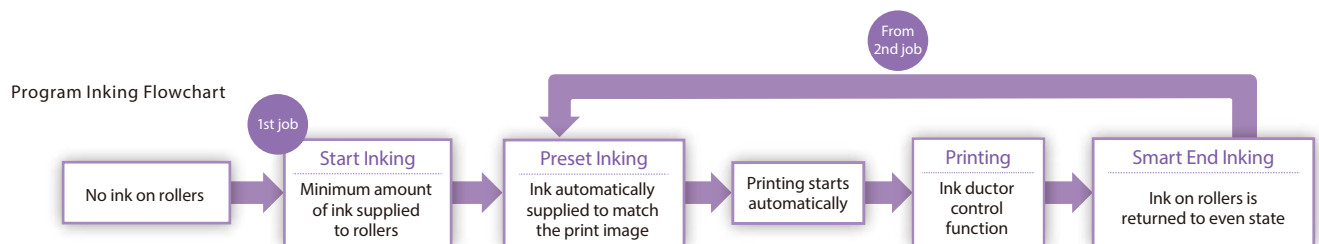
* Option



SPC semiautomatic plate changing system

Program Inking supplies the right amount of ink as soon as printing starts

Ink is automatically supplied to match the print image. After the set number of sheets have been printed, the ink on the rollers is automatically returned to an even state to move smoothly on to the next job.



Feeder air presetting* accurately preset the air volume for the type of paper

The air volume for the feeder and registration can be preset together from the operation stand according to the paper type and thickness, shortening make-ready time when changing the paper. If more precise air adjustment is required, such as for printing on thin sheets, fine adjustments can be made on the feeder touch panel. Updating and saving the preset values further enhances preset precision for repeat jobs.



Automatic cleaning devices reduce time and labor


The automatic cleaning devices (standard for the blanket and optional for the ink rollers) can be centrally controlled from the PCS-G printing control system, including setting the start of cleaning for each printing unit and selecting the cleaning pattern according to the amount of cleaning required.



Automatic blanket cleaning device

HIGH QUALITY

High precision and durability



The pursuit of uncompromising printing quality

A printing press is comprised of many different mechanisms and components, and printing quality depends on their precision and quality. Press mechanisms with micron-level precision ensure consistent printing quality and excellent color reproduction. Strong, durable, high-precision construction is key to maintaining uncompromising printing quality over long years of use.

Double-diameter printing mechanism ensures stable paper transport

The printing units have a double-diameter impression cylinder and double-diameter transfer cylinder. The large radius of curvature minimizes flapping and ensures stable sheet transport even when printing on heavy stock.

Precision-control inking mechanism for stable ink supply

The ink fountain has high graduation performance to enhance ink control precision and match image with greater accuracy. The motor-driven ink fountain rollers are programmed to automatically operate in synchronization with the speed of printing, enabling a stable supply of ink at any operation speed.

Advanced dampening system for an optimized balance of water and ink

The R-matic Continuous Dampening System assures a uniform dampening supply on the plate surface to reproduce sharp dots, glossy solids and finely detailed text. This system also allows non-alcohol printing. Switching between integrated mode and separated mode from the touch-panel display is easy, in order to exactly match the image and characteristics. The R-matic-D* Continuous Dampening System with Hickey Removing Function and R-matic-D Remote* Continuous Dampening System with Remote ON/OFF Hickey Removing Function substantially reduce hickies on plates by adopting a drive mechanism for the water form roller that creates a rotational speed difference between the water form roller and plate cylinder.


* Option

Gripper open/close mechanism ensures reliable sheet transport

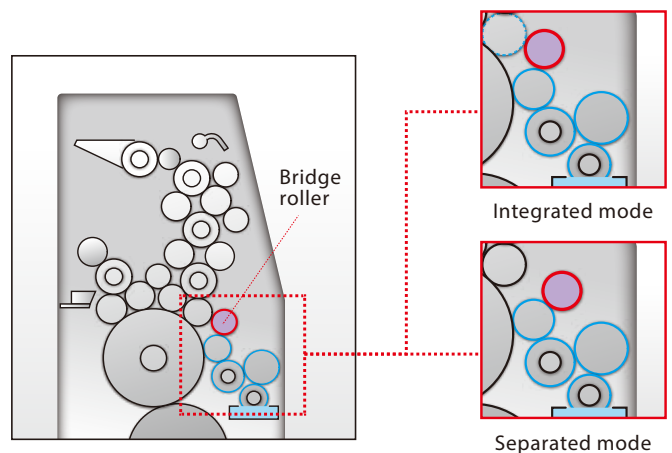
A torsion bar type double sprung gripper mechanism is employed for all of the gripper shafts. Reliable sheet gripping increases registration accuracy for both low-speed and high-speed printing on everything from thin to heavy stock.

Components designed for durability and precision

The use of cylinders supported by ultra-precision bearings, precision induction-hardened helical gears, and special cast-iron side frames which offer solid support to these components-all ensure the highest durability and accuracy over the long term.



Double-diameter printing mechanism, and ink and water roller arrangement



Gripper mechanism



High-rigidity precision components

RESPONSE CAPABILITIES

Meeting diverse needs



Printing on a wide range of substrates

A printing company must be able to print on many different types of substrates to meet diverse needs and expand the range of work that can be performed.


Optional advanced devices ensure stable feed and transport for all types of substrates, from thin paper to thick stock and even film and synthetic substrates.

Models with convertible perfecting device boost productivity for double-sided printing.

Stable sheet feeding from thin sheets to cardboard

RMGT 790 model and RMGT 690 model are equipped with V-type feeder, the same high-speed, high performance feeder as RMGT 10 presses. From thin sheets to thick cardboard stock, sophisticated air management technology ensures each sheet is precisely fed even during high-speed runs.

(V-type feeder's minimum sheet size is 290 × 410 mm. An original type feeder option is available with a minimum sheet size of 200 × 279 mm.)



V-type feeder

Full lineup of options expands range of work that can be performed

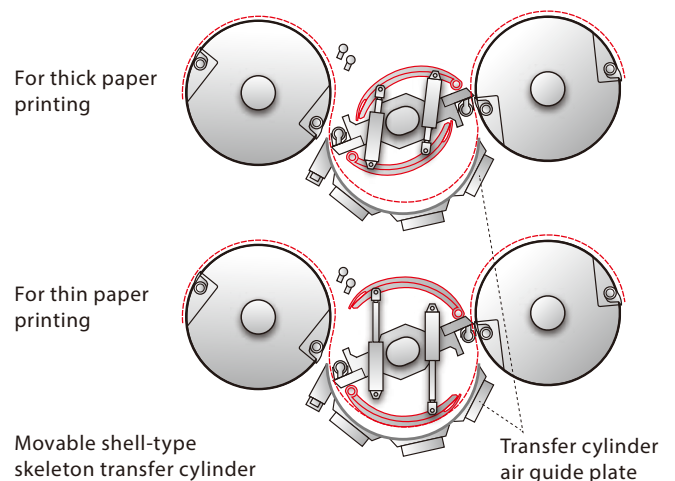
Installing the movable shell-type skeleton transfer cylinder and air guide plate, the optional pneumatic side lay device and a special sheet printing set makes it possible to print on a wide range of substrates, including non-absorbing materials such as metalized paper and film. Presses with thick cardboard printing specifications (straight printing models only) can handle stock as thick as 0.8 mm.



Pneumatic side lay device

Delivery section ensures stable sheet piling

Equipped with a de-curler, vacuum wheels driven by an independent motor, and an air blower, the delivery section ensures stable sheet piling even when changing settings, such as the printing speed or substrate type or thickness.



Fully automatic convertible device for one-pass perfecting

Switching between straight printing and perfecting is performed by remote control on the touch panel display of the PCS-G printing control system. The operator inputs the sheet size and printing mode, then simply presses "Start." The open/close timing of the convertible perfecting device grippers, the various cylinder phases, and the position of the vacuum hold down device are automatically switched in less than 2 minutes with no need for tools, greatly shortening make-ready time.



Double/double/single-diameter cylinder perfecting mechanism*

* Single/double/single-diameter cylinder perfecting mechanism is standard on 2-color to 6-color presses. A double/double/single-diameter cylinder perfecting mechanism is available as an option.

INTEGRATED MANAGEMENT

Centralized management and control of printing quality and productivity

The RMGT 6 and 7 form an integral part of the optimal digital work flow centered on the Printing Control System PCS-G. With connections to an MIS designed for CIP4-JDF, a color management system linked to pre-press data, and other pre- and post-press functions, centralized management and control of printing quality and productivity is realized in the optimization of printing operations..

Centralized management of printing and data

The PCS-G printing control system acts as a printing control center, providing centralized management of entire processes from make-ready to printing completion, including ink density adjustment, registration, color adjustment, water control, printing settings, cleaning and other operations. It also allows centralized management of operation and maintenance information such as maintenance history and press operation logs.

Easier roller nip pressure checking function

The one-touch nip pressure adjustment position cue function and automatic roller nip pressure checking function vastly reduce the amount of labor required during maintenance work. Nip checking is remarkably easier on the press with the nip checking mode that prints actual nip width on a single sheet pass.

Press information display*

for checking press operation status at the delivery section

Real-time viewing of sheet transfer by press-mounted video cameras is available on the live-view monitor at the press operation console. The information display features a monitoring function to show image area data, job progress, print density measurement results, and the operating status of safety devices. The screen can be viewed on a tablet connected to a Wi-Fi network, allowing remote operation at locations away from the delivery section.

The press information display contributes to a comfortable operational environment. (Three cameras are standardly installed, but up to a maximum of ten can be accommodated.)



Press information display

Advanced quality and production control

RMGT 6/RMGT 7

Automated printing density control and consistent printing quality

The optional PDS-E SpectroJet* and PDS-E SpectroDrive* printing density control systems use a spectrophotometer to measure the color bar on a printed sheet and calculate the correction values as the difference between the printed sheet and OK sheet and ink key opening and closing is automatically controlled for much faster color adjustment. A preset number of sheets are also sampled and measured during printing; this data is fed back to the PCS-G to minimize density fluctuations and maintain consistent printing quality from start to finish.



PDS-E SpectroDrive

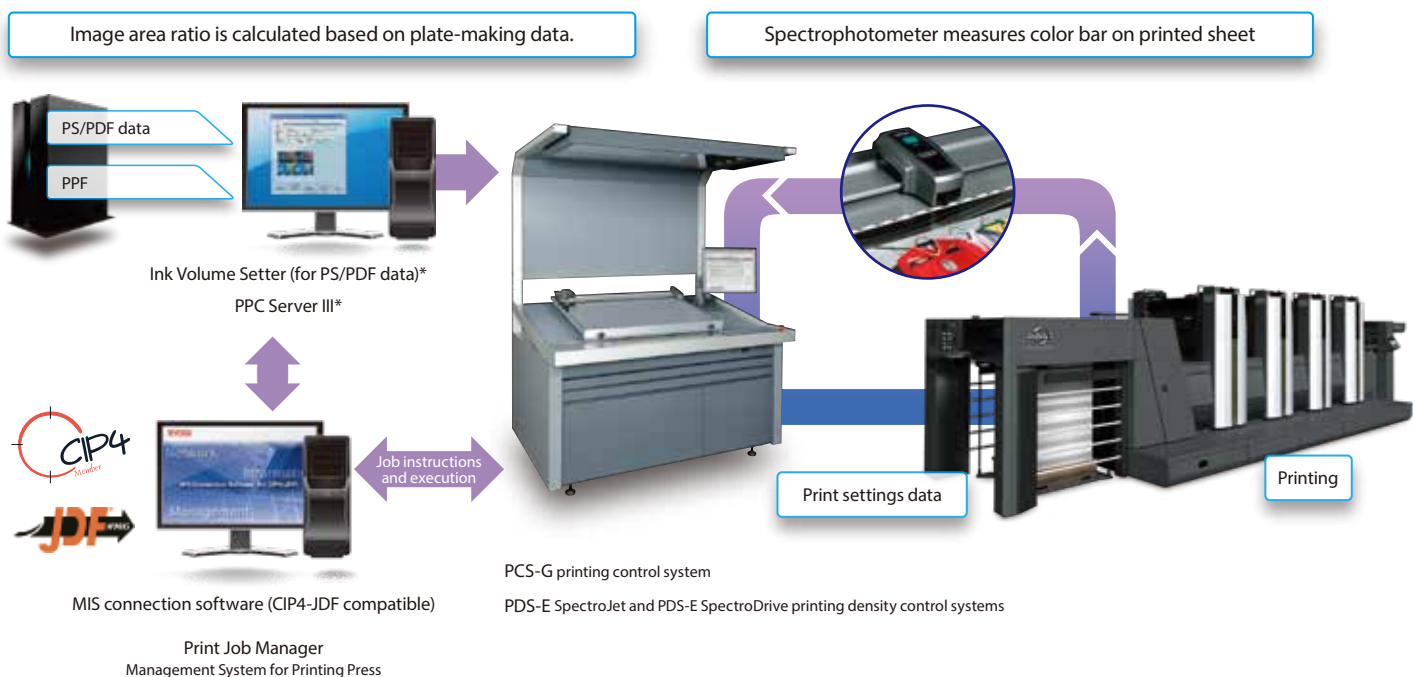
* Option

Visualization of printing processes improves productivity

MIS connection software*¹ connects a CIP4-JDF compatible MIS (management information system) and a compatible press*² for real-time printing process management. The software also enables real-time exchange of CIP4-JDF format data on job instructions (job name, number of sheets printed, sheet size, etc.) between the MIS and PCS-G. The Print Job Manager*¹ press operation control system connects compatible presses*² via a network to manage the production schedule and transmit printing job data. It also collects data on press operating status in real time and automatically generates production analysis data.

*1: Option

*2: Compatible presses: RMGT 9, RMGT 7, RMGT 6, RMGT 5 (520GX model)



* The Ink Volume Setter is for PS compatible prepress systems and the PPC Server III is for CIP3/CIP4 (PPF) compatible prepress systems.

VALUE-ADDED PRINTING

High-value-added printing

A variety of units to meet a wide range of customer needs

UV printing enables high-value-added printing. By combining various surface treatment techniques with UV printing-compatible substrates and ink, new types of printed materials can be created that are extremely attractive and offer high added value. Various printing system configurations are available for creating high-value-added printing work to meet diverse needs.

Inline varnish coating improves quality, protects printed surfaces

Both aqueous varnish coating and UV varnish coating can be performed inline after printing. In addition to increasing the added value of printed materials by protecting the surface and creating a lustrous finish, varnish coating can also shorten work lead times by reducing the time required for drying the printing sheets. A universal clamp makes it possible to perform either full-surface or spot varnish coating. A blanket (with aluminum bars) and resin printing plate can also be installed. With a movable varnish coating unit, the coating cylinder and anilox roller can be raised upward when not in use to prevent scratching of the printed sheets. A safety guard between the main press unit and coating cylinder enables maintenance work—such as cleaning the coating cylinder or changing the blanket—to be performed even during printing to reduce make-ready time.



Coating unit

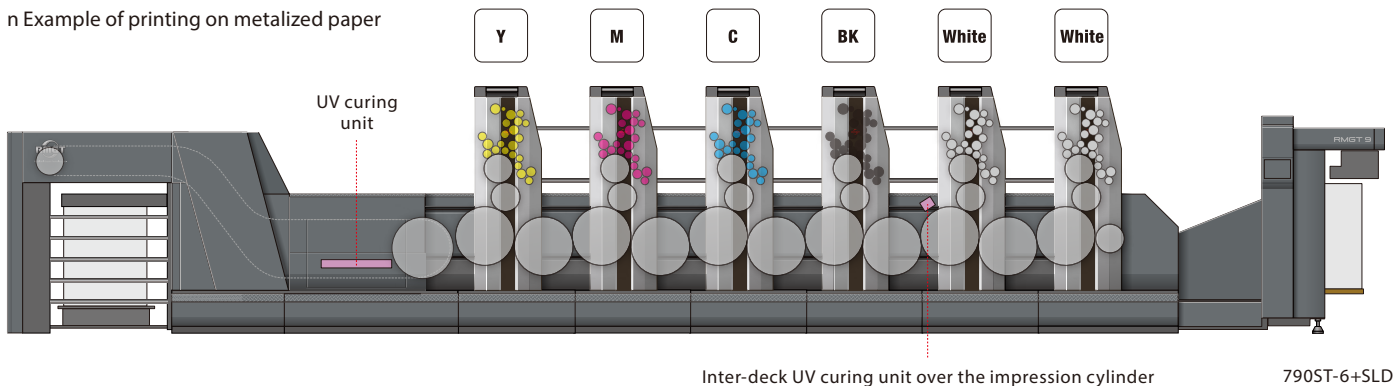
Different curing units for different needs

Select from infrared, UV, or LED-UV curing units. Combining a curing unit with the coating unit not only provides instant curing but also enables high-value-added work such as printing on film or metalized paper, as well as chemical embossed printing. The range of special printing capabilities can be expanded even further by installing an inter-deck UV curing unit over the impression cylinder on each unit or over the convertible perfecting device.



Inter-deck UV curing unit over the impression cylinder

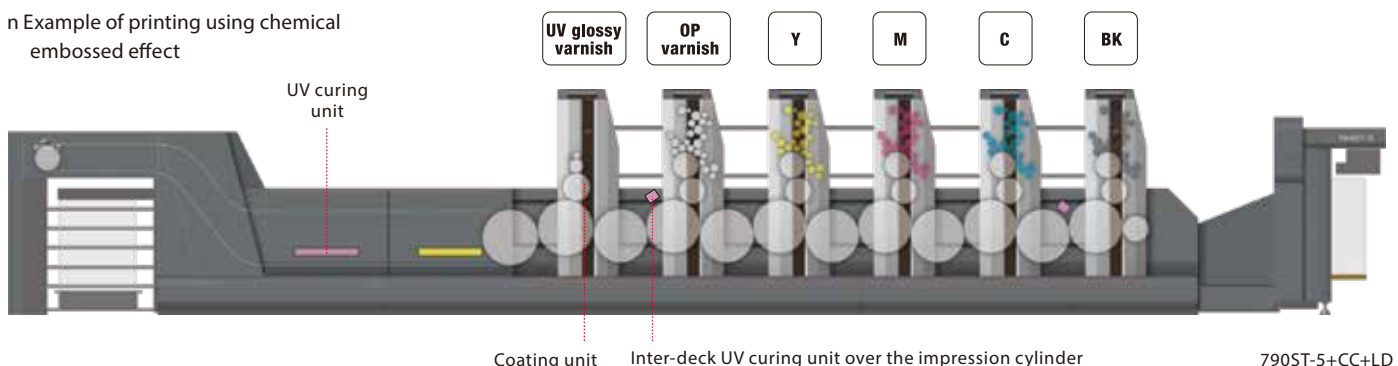
Example of printing on metalized paper



Inter-deck UV curing unit over the impression cylinder

790ST-6+SLD

Example of printing using chemical embossed effect



Coating unit

Inter-deck UV curing unit over the impression cylinder

790ST-5+CC+LD

LED-UV PRINTING SYSTEM

Next-generation
green UV system

LED-UV curing system* for superior eco-friendliness and higher productivity

RMGT is the first press manufacturer worldwide to offer LED-UV curing systems for commercial-scale sheet-fed offset printing.

RMGT continues to lead the industry in this area by improving and developing its curing system, which features outstanding environmental performance.

*Option

Features of the LED-UV Curing System

Low power consumption

Power consumption of the LED-UV curing system is only 10% that of a conventional UV lamp system*. Plus, the need for standby power is eliminated by the instant on-and-off of LED-UV lighting, providing substantial energy savings.

* For the 790 model.

Long-life light source

A conventional UV lamp system's light source lasts approximately 1,000 to 3,000 hours*, but the LED-UV system's light source has a long life of approximately 15,000 hours. Moreover, a conventional UV lamp system remains lit in standby mode during make-ready work, shortening its life, while the LED-UV system remains completely off so light source life is unaffected.

* Life span will vary according to usage conditions such as frequency of being lit/unlit.

Ozone-free and low heat

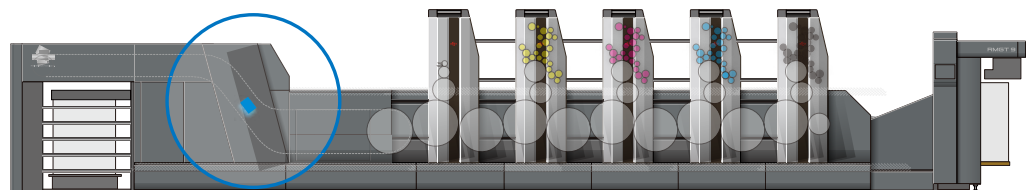
LED-UV operates at a UV wavelength where no ozone is generated, eliminating the ozone odor peculiar to UV printing. The minimal heat generated during curing reduces thermal impact on the printed sheets and eliminates the need for an exhaust duct.

Varnish and special substrates for high-value-added printing*

The growing popularity of the LED-UV curing system has led to a wider selection of inks, varnishes and substrates. Various types of high value-added printing can be performed using different press configurations and materials, including varnish coating and printing on special substrates.

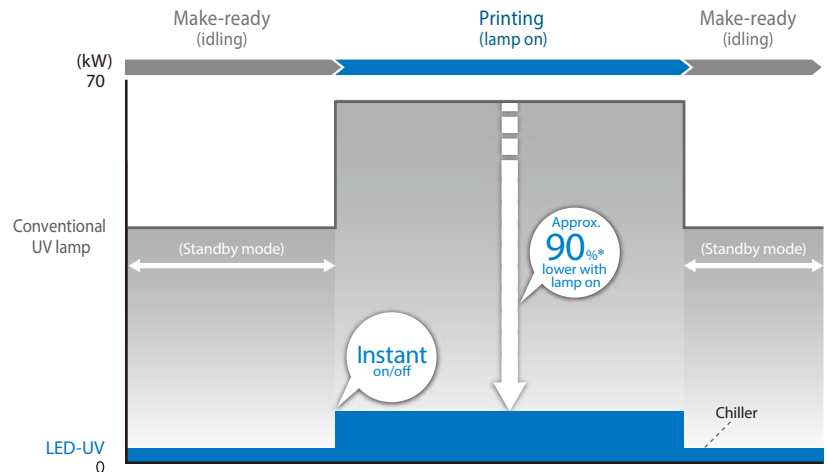
* Drying performance will vary according to the type of substrate, ink, varnish, curing unit, print speed, etc.

Drying applications for offset printing + varnish coating



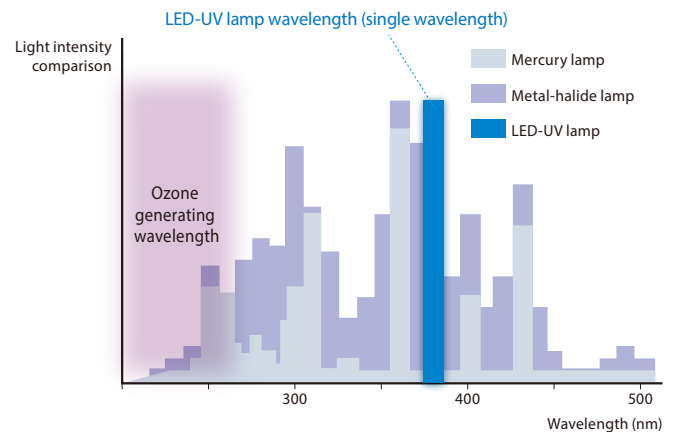
Power consumption vs. conventional UV lamp*

Major energy savings when printing (lamp on) and during job changeover (lamp off)

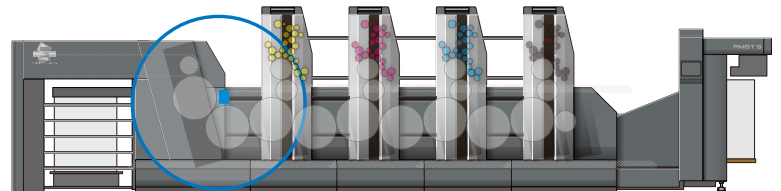


* For the 790 model (the percentage may vary depending on various conditions).

Wavelength comparison of LED-UV and conventional UV lamps



Drying applications for offset printing



Specifications

RMGT 6

		690ST-2/690PF-2	690ST-4/690PF-4	690ST-5/690PF-5	690ST-6/690PF-6	690PF-8	690PF-10	
Number of printing units		2(2/0, 1/1)	4(4/0, 2/2)	5(5/0, 4/1) 5(5/0, 3/2)	6(6/0, 5/1) 6(6/0, 4/2)	8(8/0, 4/4)	10(10/0, 5/5) 10(10/0, 6/4)	
Max. sheet size		508 x 686 mm (20" x 27.01")						
Min. sheet size		290 x 410 mm (11'42" x 16'14") [option: 200 x 279 mm (7.87" x 10.98")]						
Max. printing area	Straight press	495 x 660 mm (19.49" x 25.98")				-		
	Convertible perfecter	For straight printing: 495 x 660 mm (19.49" x 25.98") For perfecting: 488 x 660 mm (19.21" x 25.98")						
Paper thickness*1	Straight press	0.04 – 0.6 mm (0.0016" - 0.024") [0.8 mm (0.031") thick cardboard specification is option.]				-		
	Convertible perfecter	For straight printing: 0.04 – 0.6 mm (0.0016" - 0.024") For perfecting: 0.04 – 0.4 mm (0.0016" - 0.016")						
Printing speed*2	Straight press	3,000 – 16,000 S.P.H.				-		
	Convertible perfecter	3,000 – 15,000 S.P.H.						
Plate size		Standard: 550 x 650 mm (21.65" x 25.59") Max: 550 x 670 mm (21.65" x 26.38") [Positioning pin pitch: 425 mm (16.73")] 560 x 670 mm (22.05" x 26.38") [With optional plate clamp mounted of for vertical size of 560 mm (22.05")]						
Plate packing (total)		0.44 mm (0.016")						
Blanket type		Blanket with aluminum bar, Size: 594 x 701 x 1.95 mm (23.39" x 27.60" x 0.077") (Single packing) [Cylinder packing total 2.55 mm (0.1")]						
Max. feeder pile height		800 mm (31.5")						
Max. delivery pile height		925 mm (36.42")						
Non-printing area		10±1 mm (0.39"±0.039")						
Image area starting point		28 mm (1.1")						
Dimensions*3	Length	Straight press	5,662 mm (18'7")	7,435 mm (24'5")	8,321 mm (27'4")	9,208 mm (30'3")	-	-
		Convertible perfecter	6,026 mm (19'9")	7,798 mm (25'7")	8,684 mm (28'6")	9,571 mm (31'5")	11,586 mm (38')	13,359 mm (43'10")
	Width	3,000 mm (9'10")				3,153 mm (10'4")		
	Height	1,870 mm (6'2")						
Weight*3	Straight press	10.3 t (22,707 lbs)	17.9 t (39,462 lbs)	21.7 t (47,840 lbs)	25.5 t (56,218 lbs)	-	-	
	Convertible perfecter	11.3 t (24,912 lbs)	18.9 t (41,667 lbs)	22.7 t (50,044 lbs)	26.5 t (58,422 lbs)	35.3 t (77,823 lbs)	42.5 t (93,696 lbs)	

RMGT 7

		790ST-2/790PF-2	790ST-4/790PF-4	790ST-5/790PF-5	790ST-6/790PF-6	790PF-8	790PF-10	
Number of printing units		2(2/0, 1/1)	4(4/0, 2/2)	5(5/0, 4/1) 5(5/0, 3/2)	6(6/0, 5/1) 6(6/0, 4/2)	8(8/0, 4/4)	10(10/0, 5/5) 10(10/0, 6/4)	
Max. sheet size		600 x 788 mm (23.62" x 31.02")						
Min. sheet size		290 x 410 mm (11'42" x 16'14") [option: 200 x 279 mm (7.87" x 10.98")]						
Max. printing area		790ST-S (PF-S) type: 545 x 765 mm (21.46" x 30.12") 790ST-XL (PF-XL) type: 580 x 765 mm (22.83" x 30.12")						
Paper thickness*1	Straight press	0.04 – 0.6 mm (0.0016" - 0.024") [0.8 mm (0.031") thick cardboard specification is option.]				-		
	Convertible perfecter	For straight printing: 0.04 – 0.6 mm (0.0016" - 0.024") For perfecting: 0.04 – 0.4 mm (0.0016" - 0.016")						
Printing speed*2	Straight press	3,000 – 16,000 S.P.H.				-		
	Convertible perfecter	3,000 – 15,000 S.P.H.						
Plate size		790ST-S (PF-S) type Standard: 605 x 745 mm (23.82" x 29.33") Max: 605 x 775 mm (23.82" x 30.51") 790ST-XL (PF-XL) type Standard: 635 x 745 mm (25" x 29.33") Max: 635 x 775 mm (25" x 30.51") [Positioning pin pitch: 425 mm (16.73")]						
Plate packing (total)		0.44 mm (0.016")						
Blanket type		Blanket with aluminum bar, Size: 665 x 791 x 1.95 mm (26.18" x 31.14" x 0.077") (Single packing) [Cylinder packing total 2.55 mm (0.1")]						
Max. feeder pile height		800 mm (31.5")						
Max. delivery pile height		925 mm (36.42")						
Non-printing area		10±1 mm (0.39"±0.039")						
Image area starting point		28 mm (1.1")						
Dimensions*3	Length	Straight press	5,662 mm (18'7")	7,435 mm (24'5")	8,321 mm (27'4")	9,208 mm (30'3")	-	-
		Convertible perfecter	6,026 mm (19'9")	7,798 mm (25'7")	8,684 mm (28'6")	9,571 mm (31'5")	11,586 mm (38')	13,359 mm (43'10")
	Width	3,000 mm (9'10")				3,153 mm (10'4")		
	Height	1,870 mm (6'2")						
Weight*3	Straight press	10.3 t (22,707 lbs)	17.9 t (39,462 lbs)	21.7 t (47,840 lbs)	25.5 t (56,218 lbs)	-	-	
	Convertible perfecter	11.3 t (24,912 lbs)	18.9 t (41,667 lbs)	22.7 t (50,044 lbs)	26.5 t (59,422 lbs)	35.3 t (77,823 lbs)	42.5 t (93,696 lbs)	

*1: There are some limitations to print thick paper depending on paper types.

*2: Local conditions, ink, stock and printing plate types, and printing quality required will affect the printing speed.

*3: Specifications are for the models without coating unit and with standard delivery. Weight does not include the peripheral devices of the press.

Main Equipment

●: Standard ○: Option

	RMGT 6	RMGT 7
PCS-G Printing Control System	●	●
SPC Semiautomatic Plate Changing System	●	●
Program Inking	●	●
Maintenance Mode	●	●
Side Lay Presetting	●	●
R-matic Continuous Dampening System	●	●
Chiller for Dampening Solution	●	●
Vertical, Lateral and Diagonal Register Remote Control	●	●
Automatic Blanket Cleaning Device	●	●
Static Eliminator	●	●
V-Type Feeder	●	●
Original Type Feeder [minimum sheet size: 200 x 279 mm (7.87" x 10.98")]	○	○
Front Lay Vacuum Wheel	●	●
Side Lay Detector	●	●
Front Lay Bernoulli Device	●	●
Mechanical Double Sheet Detector	●	●
Ultrasonic Type Double Sheet Detector	●	●
Slewed Paper Detector	●	●
Delivery Jam Detector	●	●
Preset Repeat Counter with Batch Function (electronic, 5-digit)	●	●
Print Counter (total number of printed sheets, non-resettable)	●	●
Machine Counter (total number of machine rotations, non-resettable)	●	●
OK Monitor	●	●
Powder Spray	●	●
De-curler	●	●
Delivery Air Guide Plate (for convertible perfector)	●	●
Board Insertion Device	●	●
Delivery Section Safety Area Detector	●	●
Hickey Picker	●	●
Ink Oscillating Form Roller	●	○
Oscillating Bridge Roller	●	●
Movable Sheet Guide Below Transfer Cylinder	●	●
Open Type Doctor Blade Coating System (for models with coating unit)	●	●
Ink Roller Temperature Control System*1	○	○
Rollers for Ink Roller Temperature Control System	●	○
FPC Fully Automatic Plate Changing System*1, *3	○	○
Smart-FPC Fully Automatic Simultaneous Plate Changing System*1, *3	○	○
PDS-E SpectroJet/PDS-E SpectroDrive Printing Density Control System	○	○
Sheet Size Presetting*1	○	○
Feeder Air Presetting*1	○	○
Press Information Display	○	○
Impression Pressure Presetting (includes simultaneous cleaning device for blanket/impression cylinders)*1	○	○

	RMGT 6	RMGT 7
Press for up to 0.8 mm (0.031") Thick Cardboard Printing (for straight press)*1	○	○
Automatic Blanket Cleaning Device (for UV printing)	○	○
Automatic Ink Roller Cleaning Device (for normal printing and UV printing)*1	○	○
Automatic Feeder Pile Lateral Alignment Function*4	○	○
Timing Checker	○	○
Blower Under Swing	○	○
Nonstop Feeder*1	○	○
Pile Carrier Plate*1	○	○
Pile Carrier Plate with Nonstop Feeder Function*1	○	○
Paper Pre-loader	○	○
Special Sheet Feeding Set	○	○
Movable Shell-Type Skeleton Transfer Cylinder*1 Transfer Cylinder Air Guide Plate*1	○	○
Pneumatic Side Lay Device*2	○	○
Chamber Type Doctor Blade Coating System*1	○	○
Infrared Dryer*2	○	○
UV Curing Unit*2	○	○
LED-UV Curing Unit*2	○	○
Ink Mist Collector (for LED-UV)	○	○
Cushion Tank for Dampening Solution	○	○
Automatic Dampening Solution Supply Device	○	○
RP780-425M High-Precision Register Punch	○	○
Resister Punch BEIL-425	○	○
R-matic-D	○	○
Continuous Dampening System with Hickey Removing Function	○	○
R-matic-D Remote	○	○
Continuous Dampening System with Remote ON/OFF Hickey Removing Function*1	○	○
Delivery Front Guide Stop Mechanism	○	○
Rear Alignment Bar*1	○	○
UV Roller / UV Blanket	○	○
Super Blue System	○	○
Tape Inserter	○	○
Photo Type Delivery Pile Lowering Sensor	○	○
Air Center*1	○	○
Image Area Calculating Software PPC Server III (for PPF)	○	○
Image Area Calculating Software Ink Volume Setter (for PS)	○	○
MIS Connection Software	○	○
Print Job Manager	○	○
EQD Earthquake Detection Unit	○	○

*1: Factory installation only

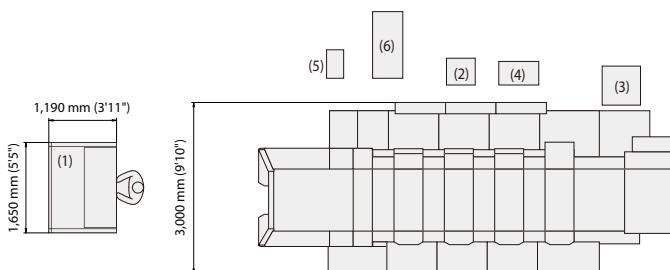
*2: Factory installation recommended

*3: With Smart Make Ready Function

*4: When using this option on the RMGT 7, the minimum sheet size is as follows.

Min. sheet size	V-type feeder	Original type feeder
	430 x 330 mm (16.93" x 12.99")	360 x 290 mm (14.17" x 11.42")

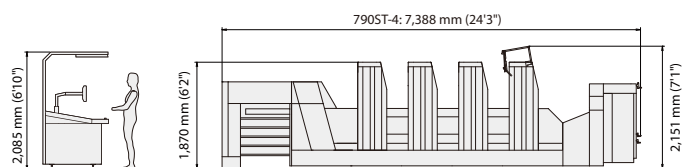
Machine Dimensions



- (1) PCS-G Printing Operation Stand
- (2) Automatic Ink Roller Cleaning Device Tank
- (3) Chiller for Dampening Solution
- (4) Cushion Tank for Dampening Solution (option)

- (5) LED-UV Control Box*
- (6) LED-UV Cooling Device*

* Only for the model with LED-UV curing unit



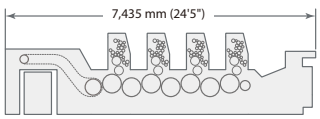
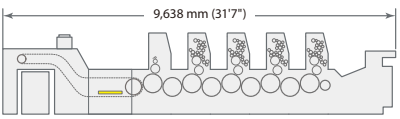
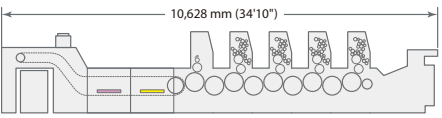
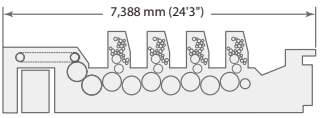
The illustration shows the 7905T-4 with LED-UV curing unit and delivery drum delivery. Since installation space and peripheral equipment will vary according to the model, please consult representative for further details.

Combination chart

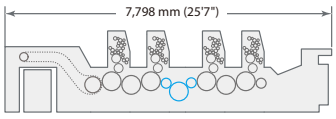
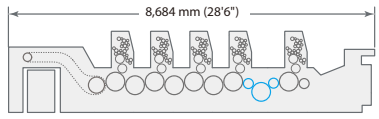
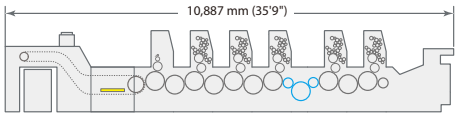
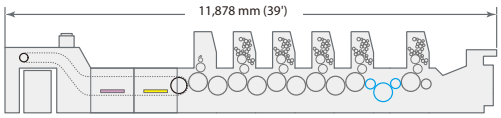
●: Standard ○: Option —: Not available ◉: Convertible perfecting device*7

Number of printing units	Coating unit	Delivery type				Dryer			Mechanical side view
		Standard delivery	Delivery drum	Semi-long delivery	Long delivery	Infrared dryer	UV curing unit	LED-UV curing unit	

Straight Press (4-6 color): 690ST-4/690ST-5/690ST-6/790ST-4/790ST-5/790ST-6


4	—	●	—	—	—	—*1	—*1	○*3	<p>4-color press with standard delivery</p> 
4	—	—	—	●	—	○*2	○*2	○*3	
4	—	—	—	—	●	○	○	○*3	
4	●*6	—	—	●	—	○	—	○*3	
4	●*6	—	—	—	●	○	○	○*3	
4	—	—	●	—	—	—	—	○*4	
5	—	●	—	—	—	—*1	—*1	○*3	<p>4-color press with coating unit and semi-long delivery</p> 
5	—	—	—	●	—	○*2	○*2	○*3	
5	—	—	—	—	●	○	○	○*3	
5	●*6	—	—	●	—	○	—	○*3	
5	●*6	—	—	—	●	○	○	○*3	
5	—	—	●	—	—	—	—	○*4	
6	—	●	—	—	—	—*1	—*1	○*3	<p>4-color press with coating unit and long delivery</p> 
6	—	—	—	●	—	○*2	○*2	○*3	
6	—	—	—	—	●	○	○	○*3	
6	●*6	—	—	●	—	○	—	○*3	
6	●*6	—	—	—	●	○	○	○*3	
6	—	—	●	—	—	—	—	○*4	
6	—	—	—	—	—	—	—	○*4	<p>4-color press with drum type delivery</p> 
6	—	—	—	●	—	○*2	○*2	○*3	
6	—	—	—	—	●	○	○	○*3	
6	●*6	—	—	●	—	○	—	○*3	
6	●*6	—	—	—	●	○	○	○*3	
6	—	—	●	—	—	—	—	○*4	

Convertible perfecter (4-6 color): 690PF-4/690PF-5/690PF-6/790PF-4/790PF-5/790PF-6

4/0, 2/2	—	●	—	—	—	—*1	—*1	○*3,5	<p>4-color (2/2) press with standard delivery</p> 
4/0, 2/2	—	—	—	●	—	○*2	○*2	○*3,5	
4/0, 2/2	—	—	—	—	●	○	○	○*3,5	
4/0, 2/2	●*6	—	—	●	—	○	—	○*3,5	
4/0, 2/2	●*6	—	—	—	●	○	○	○*3,5	
5/0, 4/1	—	●	—	—	—	—*1	—*1	○*3,5	<p>5-color (4/1) press with standard delivery</p> 
5/0, 3/2	—	—	—	●	—	○*2	○*2	○*3,5	
5/0, 4/1	—	—	—	—	●	○	○	○*3,5	
5/0, 3/2	—	—	—	—	●	○	—	○*3,5	
5/0, 4/1	●*6	—	—	●	—	○	—	○*3,5	
5/0, 3/2	●*6	—	—	—	●	○	○	○*3,5	<p>5-color (3/2) press with coating unit and semi-long delivery</p> 
6/0, 5/1	—	●	—	—	—	—*1	—*1	○*3,5	
6/0, 4/2	—	—	—	●	—	○*2	○*2	○*3,5	
6/0, 5/1	—	—	—	—	●	○	○	○*3,5	
6/0, 4/2	—	—	—	—	●	○	—	○*3,5	
6/0, 5/1	●*6	—	—	●	—	○	—	○*3,5	<p>5-color (4/2) press with coating unit and long delivery</p> 
6/0, 4/2	●*6	—	—	—	●	○	○	○*3,5	
6/0, 5/1	●*6	—	—	—	●	○	○	○*3,5	

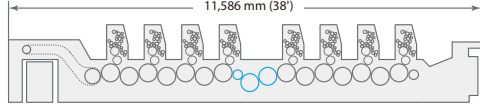
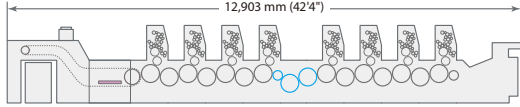
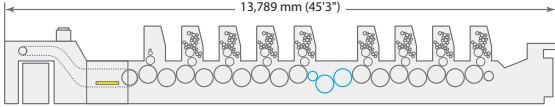
*1: Dryer/curing units are not available on standard delivery models. *2: Either an infrared drying unit or UV curing unit can be installed.
 *3: Can be installed on the delivery section or inter-deck over the impression cylinder. *4: Can be installed over the delivery drum or inter-deck over the impression cylinder.
 *5: Can be installed over the convertible perfecting device. *6: When ordering a coating system, please specify aqueous coating, UV coating, or both aqueous and UV coatings.
 *7: Configuration of a standard convertible perfecting device is single/double/single diameter. A double/double/single-diameter convertible perfecting device is also available as an option.

Note 1: The RMGT 7 is available in two models. The 760 has a sheet width of 765 mm, and the 790 has a maximum sheet width of 788 mm. The description in this catalog refer to the 790.
 Note 2: The 790 model is available in both a 790ST-S (PF-S) type and 790ST-XL (PF-XL) type with different maximum printing areas, but the configuration is the same for both types.
 The maximum printing area is 545 x 765 (L x W) mm for the 790ST-S (PF-S) type and 580 x 765 (L x W) mm for the 790ST-XL (PF-XL) type.
 Note 3: Restrictions apply to the types of varnish coating and UV curing that can be performed during perfecting. For details, please consult a sales representative.
 Note 4: For models with feature combinations other than those shown above, please consult a sales representative.
 Note 5: When mounting the LED-UV curing unit over the convertible perfecting device, please consult a sales representative.

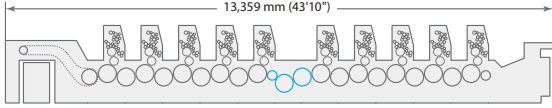
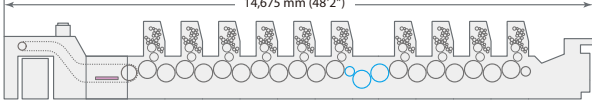
●: Standard ○: Option —: Not available : Convertible perfecting device

Number of printing units	Coating unit	Delivery type			Dryer				Mechanical side view
		Standard delivery	Semi-long delivery	Long delivery	Infrared dryer	UV curing unit	Inter-deck UV curing unit	LED-UV curing unit	

Convertible perfecter (8-color): 690PF-8/790PF-8

8/0,4/4	—	●	—	—	—*1	—*1	—	○*2	<p>8-color (4/4) press with standard delivery</p>  <p>8-color (4/4) press with semi-long delivery</p>  <p>8-color (4/4) press with coating unit and semi-long delivery</p> 
8/0,4/4	—	—	●	—	○	—	—	○*2	
8/0,4/4	—	—	●	—	—	○	○	○*2	
8/0,4/4	—	—	—	●	○	○	—	○*2	
8/0,4/4	—	—	—	●	○	○	○	○*2	
8/0,4/4	●*3	—	●	—	○	—	—	○*2	
8/0,4/4	●*3	—	—	●	○	○	—	○*2	
8/0,4/4	●*3	—	—	●	○	○	○	○*2	

Convertible perfecter (10-color): 690PF-10/790PF-10

10/0,5/5	—	●	—	—	—*1	—*1	—	○*2	<p>10-color (5/5) press with standard delivery</p>  <p>10-color (6/4) press with standard delivery</p>  <p>10-color (5/5) press with semi-long delivery</p>  <p>10-color (6/4) press with semi-long delivery</p> 
10/0,6/4	—	—	●	—	○	—	—	○*2	
10/0,5/5	—	—	●	—	—	○	○	○*2	
10/0,6/4	—	—	—	●	○	○	—	○*2	
10/0,5/5	—	—	—	●	○	○	○	○*2	
10/0,6/4	—	—	—	●	○	○	—	○*2	
10/0,5/5	●*3	—	●	—	○	—	—	○*2	
10/0,6/4	●*3	—	—	●	○	○	—	○*2	
10/0,5/5	●*3	—	—	●	○	○	○	○*2	
10/0,6/4	●*3	—	—	●	○	○	○	○*2	

*1: Dryer/curing units are not available on standard delivery models.

*2: Can be installed on the delivery section, inter-deck over the impression cylinder, or over the convertible perfecting device.

*3: When ordering a coating system, please specify aqueous coating, UV coating, or both aqueous and UV coatings.

Note 1: The RMGT 7 is available in two models. The 760 has a sheet width of 765 mm, and the 790 has a maximum sheet width of 788 mm. The description in this catalog refer to the 790.

Note 2: The 790 model is available in both a 790ST-S (PF-S) type and 790ST-XL (PF-XL) type with different maximum printing areas, but the configuration is the same for both types.

The maximum printing area is 545 x 765 (L x W) mm for the 790ST-S (PF-S) type and 580 x 765 (L x W) mm for the 790ST-XL (PF-XL) type.

Note 3: Restrictions apply to the types of varnish coating and UV curing that can be performed during perfecting. For details, please consult a sales representative.

Note 4: For models with feature combinations other than those shown above, please consult a sales representative.

Note 5: When mounting the LED-UV curing unit over the convertible perfecting device, please consult a sales representative.

 RYOBİ MHI Graphic Technology Ltd.

International Sales and Marketing Department

5-2-8 TOSHIMA, KITA-KU, TOKYO 114-8518, JAPAN

TEL. +81-3-3927-5238, FAX. +81-3-3927-5240

<http://www.ryobi-group.co.jp/graphic/>

Cat. No. RMGT 6/7 (P20) Mar.'19 E07 OB03

Order No. H5774 01 001

Printed in Japan