

RMGT 3

A3-Size Portrait Format Offset Presses

**340 model**

RMGT 5

A3-Plus Size Offset Presses

**520 model**

ES



# High-speed, high-quality printing performance. The RMGT 5 series meets a wide range of needs.

The 520 series of A3-plus size offset presses is popular around the world. Featuring user-friendly operation, high printing efficiency, and advanced automation and labor-saving functions, from a 2-color press with high cost performance to a single-color press ideal for short-run jobs, the 520 series lineup meets a wide range of needs.

## 520GE model

A3-plus size 2-color offset press

A 2-color press that delivers superior cost-performance



520GE-2

## 520HX model

A3-plus size single-color offset press

For high-speed, high-quality single-color printing

## NP52 numbering and perforating unit

A numbering and perforating (NP) unit capable of inline numbering and perforating



520HX-1



NP52

# 520GE model

A compact, superior cost-performance 2-color model boasting easy operation and exceptional printing quality

The 520GE's many automation and labor-saving devices ensure easy operation and exceptional printing quality. Various optional devices are also available, including automatic cleaning devices. The 520GE model delivers outstanding performance for low-cost, short-run color printing.

## SPC semi-automatic plate changing system



The 520GE model has a semi-automatic plate changer for fast, accurate plate changing. The plate can be mounted by simply placing it on the positioning pins and pressing a button. There is no need to bend the plate's leading edge or tail edge, so no bending tool is required.

## Lever control ink fountain

Lever-controlled ink fountains are included as standard equipment. Ink level markings enable the level in each fountain to be confirmed at a glance. The color can be adjusted quickly and easily by simply moving the lever up or down.

## Vacuum feeder board

A vacuum feeder board makes setting the brush and runner wheels easier and shortens make-ready time when changing the paper size. The sheet is held securely by the vacuum belt and smoothly fed to the front lay.



## R-matic continuous dampening system

The 520GE model is equipped with the R-matic continuous dampening system, which forms a uniform dampening film on the plate surface for excellent reproduction of sharp halftone dots, glossy solids, and finely detailed text.



## Automatic cleaning devices (option)

Automatic ink roller and blanket cleaning devices are available as options to reduce operator workload and shorten the time needed for cleaning and changing colors during job changeover.

## Bearer contact cylinder system

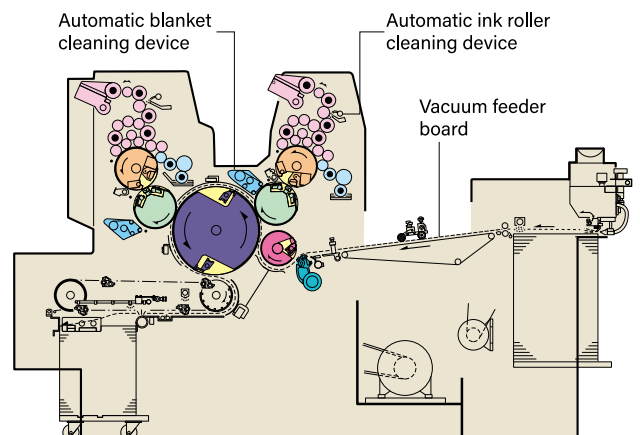
A bearer contact cylinder system for the plate cylinder and blanket cylinder maintains constant cylinder rotation and plate pressure for consistently high printing quality.

## Rotary type stream feeder

A rotary type stream feeder ensures smooth, stable paper feeding for paper thicknesses ranging from thin to heavy stock. Adjustments to accommodate variations in sheet type and size are simple and easy.



## Mechanical Configuration



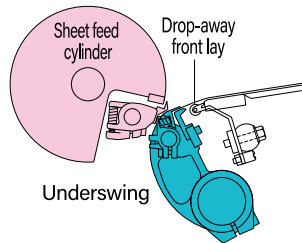
# 520HX model

**Exceptional versatility to handle a wide range of printing work with outstanding productivity and efficiency**

Featuring the R-matic continuous dampening system, highly reliable mechanisms and simple operation, the 520HX model delivers both high productivity and high printing quality. It is the ideal A3-plus size single-color offset press for diverse short-run printing.

## High-speed infeed mechanism (underswing and drop-away front lay)

Thanks to a simple yet precise underswing infeed system, an accurate drop-away front lay system and cam-closed type sheet grippers, stable registration accuracy is maintained even during printing at 13,000 S.P.H.



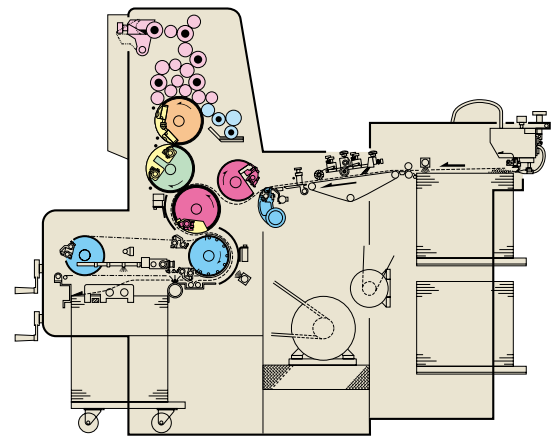
## Front/side lay register controller

A front/side lay register controller comes as standard equipment to allow operators to simply push buttons to make adjustments to the image position. From the delivery side, the operator can quickly adjust the registration by moving the front and side lays in increments of 0.01 mm (0.0004") vertically, laterally or diagonally.

[Adjustment range: ±1 mm (0.039") vertically/diagonally, ±2.5 mm (0.098") laterally]



## Mechanical Configuration



## Quick plate mounting

A plate cylinder fixed-position stop function automatically stops the plate cylinder at the ideal position for easy plate mounting. A straight-edge plate clamp with positioning pins and a quick tension mechanism allow accurate and easy plate mounting.

## Numbering and perforating (NP) unit

# NP52

**Can be easily retrofitted for use in the pressroom.  
Designed for high-value-added jobs.**

## Independent impression cylinder

The NP52 unit features an independent impression cylinder that is completely separate from the offset printing section so it does not affect the offset printing quality and allows finishing operations to be combined including numbering, vertical and cross perforating, and imprinting.



## Swing-away design

A swing-away design has been adopted for the NP unit. When only offset printing is required without any finishing operations, the NP unit can be swung away from the parent press in just a few minutes.

## Specifications

	NP52
Max. sheet size (when using NP unit)	365 x 520 mm (14.37" x 20.47")
Min. sheet size (when using NP unit)	182 x 257 mm (7.17" x 10.12")
Paper thickness (when numbering)	0.04 - 0.25 mm (0.0016" - 0.0098")
Paper thickness (when perforating)	0.04 - 0.15 mm (0.0016" - 0.0059")
Max. numbering area	345 x 505 mm (13.58" x 19.88")
Max. nylon plate size	120 x 90 mm (4.72" x 3.54") for one spot color printing
Max. imprinting area	345 x 505 mm (13.58" x 19.88") (Spot color printing of numerous small images is possible in this area.)
Non-printing area	9±1 mm (0.354"± 0.039")
Printing speed (when using NP unit)	3,000 - 8,000 S.P.H.
Number of ink rollers	8 (form rollers: 2)
Delivery system	Chain delivery
Delivery pile capacity	350 mm (13.78")
Numbering boxes (straight & convex)	Mount rings (max.): 5, Numbering boxes on a ring (max.): 4, Total numbering boxes (max.): 20
Repeat numbering	Prints the same number on up to 9 consecutive sheets
Vertical perforator	5 pcs. (max.)
Cross perforator	3 pcs. (max.)
Unit dimensions (L x W x H)	920 x 1,020 x 1,020 mm (3' x 3'4" x 3'4")
Unit net weight	460 kg (1,015 lbs.)

Note: NP 52 can only be installed on a low-pile delivery press. Installation of the NP unit requires that a special chain delivery system be installed on the press.

## Specifications

	520GE-2	520HX-1
Number of printing units	2	1
Max. sheet size	375 x 520 mm (14.76" x 20.47")	
Min. sheet size	105 x 100 mm (4.13" x 3.94") Postcard feeding set is necessary.	
Max. printing area	350 x 505 mm (13.78" x 19.88")	
Paper thickness*1	0.04 - 0.4 (0.5) mm [0.0016"- 0.016" (0.02")] 0.5 mm (0.02") stock can be printed when feeding sheets perpendicular to the fiber direction.	
Max. printing speed*2	11,000 S.P.H.	13,000 S.P.H.
Plate size	400 x 510 mm [Positioning pin pitch: 425 mm (16.73")]	Standard: 400 x 510 mm (15.75" x 20.08") Max.: 410 x 510 mm (16.14" x 20.08")
Plate thickness	0.3 mm (0.012") (cylinder packing total)	
Blanket type	Blanket with aluminum bar	
Blanket size	437 x 541 x 1.95 mm (17.2" x 21.3" x 0.077")	
Under-blanket size	389 x 505 x 0.6 mm (15.31" x 19.88" x 0.024")	
Feeder pile capacity	600 mm (23.62")	550 mm (21.65")
Delivery pile capacity	400 mm (15.75")	400 mm (15.75")
Infeed system	Underswing gripper and paper feed cylinder	
Number of rollers	Ink rollers	16 (form rollers: 4)/unit
	Water roller	4 (form roller: 1)/unit

\*1: Limitations may apply to printing on some types of thick paper.

\*2: Local conditions, the type of ink, stock and printing plates, and the required printing quality will affect the maximum printing speed.  
When printing postcards, the maximum printing speed is 8,000 S.P.H.

	520GE-2	520HX-1
Non-printing area	9 ± 1 mm (0.354" ± 0.039")	
Vertical image micro adjustment	± 1 mm (± 0.039") by plate cylinder	± 1 mm (± 0.039") by front lay
Vertical image rough adjustment	± 20 mm (± 0.79")	
Lateral image micro adjustment	± 2 mm (± 0.079") (by plate cylinder)	± 2.5 mm (± 0.098") (side lay)
Diagonal image micro adjustment	± 0.15 mm (± 0.006") by plate cylinder (at max. printing area)	—
Oiling system	Automatic centralized oiling system	
Power source	3 phase, 200V, 50/60Hz or other voltages	
Electric current	27A	17A
Power consumption	7.5 kW	5 kW
Dimensions	Length	2,598 mm (8'6")
	Width	1,955 mm (6'5")
	Height	1,588 mm (5'3")
Weight	3,350 kg (7,385 lbs.)	2,000 kg (4,409 lbs.)

## Equipment & Accessories

● : Standard ○ : Option — : Not available

	520GE-2	520HX-1
Vacuum feeder board	●	—
Integrated feeder board roller movement system	●	●
Front lay micro adjustment device (manual)	●	—
Front/side lay register controller	—	●
SPC semi-automatic plate changing system	●	—
Lever control ink fountain	●	—
Dial control registration adjustment	● (2nd unit only)	—
Dial control ink fountain	—	○
R-matic continuous dampening system	●	●
Chiller for dampening solution	●	●
Cushion tank for dampening solution	○	○
R-matic-D continuous dampening system with hickey removing function	○	—
Automatic ink roller cleaning device	○*1	—
Automatic blanket cleaning device	○*1	—
Non-operation side crawl operation box (mechanical/electronic)	○	—
Double sheet detectors	●	●
Slewed paper detector	●	●

● : Standard ○ : Option — : Not available

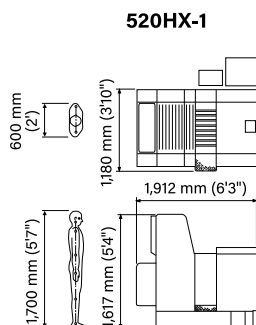
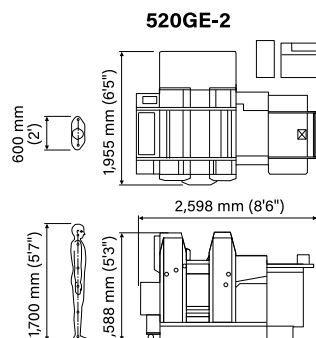
	520GE-2	520HX-1
Static eliminator	●	●
De-curler	○	○
Powder spray	●	●
Preset repeat counter (5-digit)	●	●
Machine counter (8-digit)	●	●
Print counter (8-digit)	○	○
OK monitor	●	●
Tape inserter	○	○
Nonstop delivery device	○	○
Straight edge blanket clamp set	○	○
RP780-425M register punch	○	○
RP520-425/220F register punch	○	○
NP unit: NP52	○	○
Postcard feeding set	●	●
Ink oscillating form roller (for 1st form roller)	○	○
Oscillating bridge roller	○	○
Air compressor	—*2	—*2
Various safety devices (certified under global safety standards)	●	●

\*1: Factory installation recommended. \*2: Not equipped with an air compressor. Should be provided by customer.

Design and specification are subject to change without notice.

Specifications including accessories may slightly differ depending on the country.

## Dimensions



# The versatility to meet a wide range of printing needs. Simple and easy to use — the RMGT 3 series.

Boasting a compact, space-saving design. The impressively user-friendly RMGT 3 series of A3-size portrait format presses is ideal for printing short-run jobs such as postcards, envelopes, and fliers. Featuring excellent versatility in a lineup ranging from simple, compact single-color models to a 4-color model, plus smooth integration with various CTP systems, RMGT 3 presses deliver greater labor-saving and higher productivity.

## 340HA-4

A3-size portrait format 4-color offset press

A compact, space-saving press for economical 4-color printing



PCS-F printing control system

## 340HA-2

A3-size portrait format 2-color offset press

Two-color press with enhanced functions for fast, easy printing



PCS-F printing control system (option)

## 340PCX-2

A3-size automatic offset perfecter

For easier, more efficient perfecting



---

## 340CR-1

A3-size portrait format single-color offset press

Enhanced functions ensure easier operation and high-quality printing



---

## 340CCD-1

A3-size portrait format single-color offset press

Prints a wide range of jobs from multi-page work to postcards, envelopes, and fliers



# 340HA-4

## A compact, space-saving press for economical 4-color printing

This A3-size portrait format 4-color offset press meets market needs for color printing and digitalization.

It is ideal for printing short-run jobs such as postcards, leaflets, direct-mail advertisements, and envelopes.

### SPC semi-automatic plate changing system

Plate mounting can be performed automatically simply by inserting the plate into the plate clamps and pressing the plate load button. The rest of the process is fully automatic and highly precise, with no tools required. Plates can also be removed quickly with no tools.



### Diagonal image adjustment paper feed cylinder and dial-type image adjustment device

The image position can be adjusted to within  $\pm 20$  mm vertically and  $\pm 2$  mm laterally using the image position adjustment dial. The image position can even be adjusted vertically within  $\pm 0.5$  mm (for the maximum paper size) using the paper feed cylinder while the press is in operation, reducing registration time.

### Paper size change button

The paper size can be changed quickly and easily with the convenient paper size change button. A single sheet is fed and automatically stops at the front lay and at the delivery section for quick and easy setting of the guides at each section.

### RP520-425/220F high-precision register punch

A register punch that performs high-precision punching based on the register marks is standard equipment. This greatly reduces registration adjustment and shortens make-ready time.



### PCS-F printing control system

The PCS-F is a printing control system that includes an operation stand which enables remote control of the ink fountain keys. Centralized operation at the delivery side reduces the color adjustment time and increases efficiency.



### Satellite V-shaped 5-cylinder system

This 4-color press features a simple mechanism in which two satellite V-shaped 5-cylinder 2-color printing units are connected via three transfer cylinders. Printing is completed with only four gripper changes for higher image precision.



### SuperDampener

Using six rollers including a motor-driven fountain roller, from the start of printing this dampening system immediately forms an optimal film on the plate surface. The dampening solution volume can be flexibly adjusted according to the ink, plate material, paper stock and ambient conditions, enabling a wide range of plate materials including digital plates.



### Delivery side centralized operation panel

All settings, including the number of sheets to be printed, printing speed, dampening solution volume, and printing unit selection can be centrally performed at the delivery section.



## Specifications

Number of printing units	4
Dampening system	SuperDampener continuous dampening system
Max. sheet size	450 x 340 mm (17.72" x 13.39")
Min. sheet size	100 x 90 mm (3.94" x 3.54")
Paper thickness	0.04 - 0.3 mm (0.0016"-0.012")
Max. printing area	438 x 330 mm (17.24" x 12.99")
Printing speed	3,000 - 10,000 S.P.H. (Local conditions, the type of ink, stock and printing plates, and the required printing quality will affect the maximum printing speed.)
Plate size	485 x 335 ±1 mm (19.09" x 13.19" ±0.04") Metal plate thickness=0.15 mm (0.006") Polyester plate thickness=0.2 mm (0.0079")
Plate clamp system	Straight-edge plate clamp with positioning pins (with diagonal image adjustment knob)
Blanket type	Blanket with aluminum bar
Feeding system	Universal feeder
Feeder pile system	Pre-pile
Feeder pile capacity	440 mm (17.32")
Delivery system	Chain delivery
Delivery pile capacity	440 mm (17.32")
Number of rollers	Ink rollers: 16 (form rollers: 3) Water rollers: 6 (form roller: 1)
Non printing area	8 mm (0.31")
Vertical image adjustment	±20 mm (0.79")
Lateral image adjustment	±2 mm (0.079")
Oiling system	Centralized oiling system
Power	Three-phase, 200V, 50/60Hz, 17A or other voltages Single-phase, 208V, 60Hz, 24A (for USA only)
Power consumption	Three-phase 5kW/Single-phase 4kW
Dimensions (L x W x H)	3,750 x 1,040 x 1,595 mm (12'4" x 3'5" x 5'3")
Net weight	3,050 kg (6,724 lbs.)

Design and specifications are subject to change without notice.  
Specifications including accessories may slightly differ depending on the country.

## Equipment & Accessories

### Standard

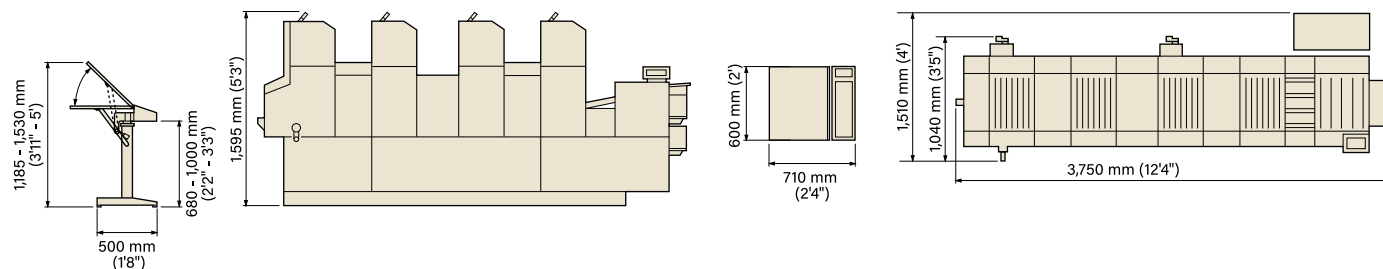
- PCS-F printing control system
- SPC semi-automatic plate changing system
- Straight edge plate clamp (spring tension system)
- RP520-425/220F register punch
- Dial type image adjustment device
- Diagonal image adjustment device (using paper feed cylinder)
- SuperDampener continuous dampening system
- Chiller for dampening solution
- Blanket cleaning device
- Double sheet detector (mechanical and electronic)
- Paper jam detector (feeder board, blanket and delivery sections)
- Paper pull-out device
- Delivery pile automatic lowering mechanism
- Delivery table dolly lower limit switch
- Vacuum slowdown wheel
- Powder spray
- Preset repeat counter with batch function (electronic, 5-digit)
- Machine counter (number of machine rotations, 8-digit, non-resettable)
- Static eliminator
- Ink roller clean-up attachment
- Pre-pile
- OK monitor
- Safety devices

### Options

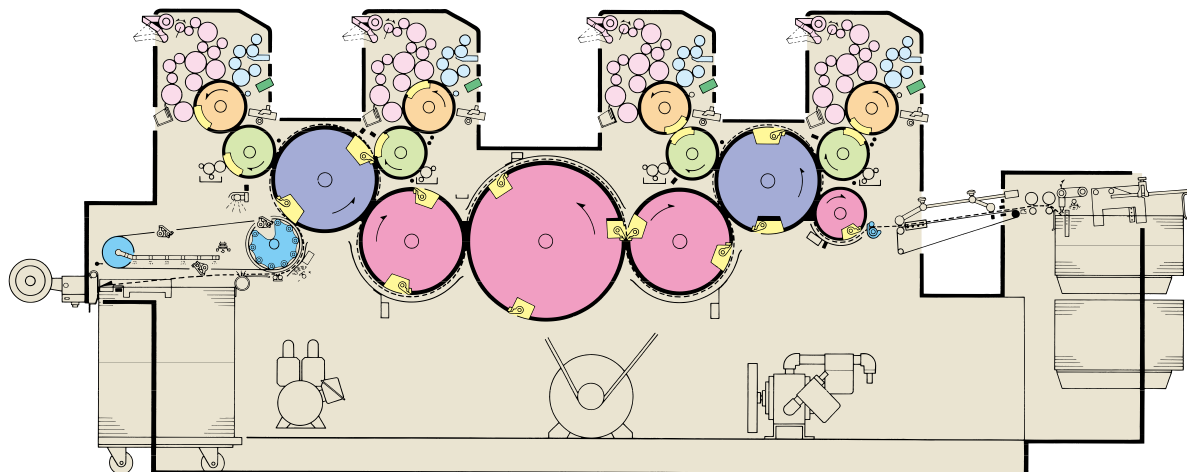
- Tape inserter
- De-curler
- Multi-size paper pile board
- PPC Server III (for PPF)
- Ink Volume Settter (for PS)
- Print counter (total number of printed sheets, 8-digit, non-resettable)
- Upper guide for envelope feeding
- Exclusive parts for envelopes
- Cushion tank for dampening solution

Note: The customer should provide an air compressor.  
For more information, please ask your dealer.

## Dimensions



## Mechanical Configuration



# 340HA-2

The 2-color press feature a variety of functions for faster, easier printing

The compact design and economical multi-color printing capability are ideal for short-run color printing work such as post-cards, leaflets, direct-mail advertisements, and envelopes.

## SPC semi-automatic plate changing system

Plate mounting can be performed automatically simply by inserting the plate into the plate clamps and pressing the plate load button. The rest of the process is fully automatic and highly precise, with no tools required. Plates can also be removed quickly with no tools.



## Paper size change button

The paper size can be changed quickly and easily with the convenient paper size change button. A single sheet is fed and automatically stops at the front lay and at the delivery section for quick and easy setting of the guides at each section.

## Diagonal image adjustment paper feed cylinder and dial-type image adjustment device

The image position can be adjusted to within  $\pm 20$  mm vertically and  $\pm 2$  mm laterally using the image position adjustment dial. The image position can even be adjusted vertically within  $\pm 0.5$  mm (for the maximum paper size) using the paper feed cylinder while the press is in operation, reducing registration time.

## Lever control ink fountain (option)

Ink level markings on the ink fountains enable the level in each fountain to be confirmed at a glance. The color can be adjusted quickly and easily by simply moving the lever up or down.




## PCS-F printing control system (option)

The PCS-F is a printing control system that includes an operation stand which enables remote control of the ink fountain keys. Centralized operation at the delivery side reduces the color adjustment time and increases efficiency.



## SuperDampener

Using six rollers including a motor-driven fountain roller, this dampening system immediately forms an optimal film on the plate surface from the start of printing. The dampening solution volume can be flexibly adjusted according to the ink, plate material, paper stock and ambient conditions, enabling a wide range of plate materials including digital plates.



## Satellite V-shaped 5-cylinder system

A single double-diameter impression cylinder is used, enabling 2-color printing with no gripper changes for exceptional printing quality.



## Delivery side centralized operation panel

All settings, including the number of sheets to be printed, printing speed, dampening solution volume, and printing unit selection can be centrally performed at the delivery section.

## Specifications

Number of printing units	2
Dampening system	SuperDampener continuous dampening system
Plate changing system	SPC semi-automatic plate changing system
Max. sheet size	450 x 340 mm (17.72" x 13.39")
Min. sheet size	100 x 90 mm (3.94" x 3.54")
Paper thickness	0.04 -0.3 mm (0.0016"-0.012")
Max. printing area	438 x 330 mm (17.24" x 12.99")
Printing speed	3,000 - 10,000 S.P.H. (Local conditions, the type of ink, stock and printing plates, and the required printing quality will affect the maximum printing speed.)
Plate size	485 x 335 ±1 mm (19.09" x 13.19" ±0.04") Metal plate thickness = 0.15 mm (0.006") Polyester plate thickness = 0.2 mm (0.0079")
Plate clamp system	Straight-edge plate clamp with positioning pins (with diagonal image adjustment knob)
Blanket type	Blanket with aluminum bar
Feeding system	Universal Feeder
Feeder pile system	Pre-pile
Feeder pile capacity	440 mm (17.32")
Delivery system	Chain delivery
Delivery pile capacity	440 mm (17.32")
Number of rollers	Ink roller: 16 (form rollers: 3) Water rollers: 6 (form roller: 1)
Non-printing area	8 mm (0.31")
Vertical image adjustment	± 20 mm (0.79")
Lateral image adjustment	± 2 mm (0.079")
Diagonal image adjustment	±0.5 mm (±0.02") (paper feed cylinder)
Oiling system	Centralized oiling system
Power	Single-phase: 208V 60Hz 17.5A 220V 50/60Hz 16.5A or other voltages
Wattage	2.8 kW
Dimensions (L x W x H)	2,330 x 868.4 x 1,558 mm (7'8" x 2'10" x 5'1")
Net Weight	1,330 kg (2,932 lbs.)

Design and specifications are subject to change without notice.  
Specifications including accessories may slightly differ depending on the country.

## Equipment & Accessories

### Standard

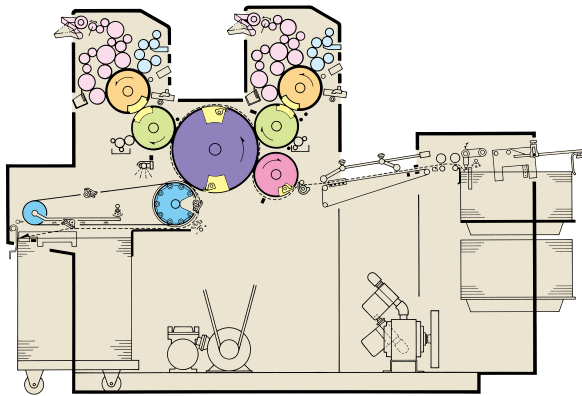
- SPC semi-automatic plate changing system
- SuperDampener continuous dampening system
- Chiller for dampening solution
- Dial type image adjustment device
- Diagonal image adjustment device (using paper feed cylinder)
- Plate cylinder predetermined position stop mechanism
- Straight-edge plate clamp (spring-tension system)
- RP520-425/220F register punch
- Ink ductor automatic control
- Ink volume stepless adjustment mechanism
- Double sheet detector (mechanical)
- Paper jam detector (feeder board, blanket and delivery)
- Delivery paper pull-out device
- Powder spray
- Preset repeat counter with batch function (electronic, 5-digit)
- Machine counter (number of machine rotations, 8-digit, non-resettable)
- Static eliminator
- Ink roller clean-up attachment
- Pre-pile
- OK monitor
- Delivery pile automatic lowering mechanism
- Delivery table dolly lower limit switch
- Safety devices
- Centralized oiling system

### Options

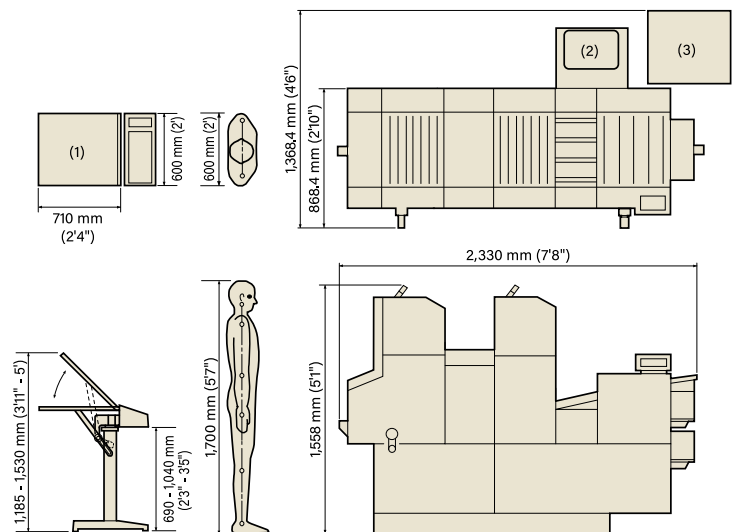
- Cushion tank for dampening solution
- Lever control ink fountain
- Double sheet detector (electronic)
- PCS-F printing control system
- Tape inserter
- Multi-size paper pile board
- PPC Server III (for PPF)
- Ink Volume Setttter (for PS)
- Blanket cleaning device
- Print counter (total number of printed sheets, 8-digit, non-resettable)
- Upper guide for envelope feeding
- Exclusive parts for envelopes
- Ink oscillating form roller

Note: The customer should provide an air compressor.  
For more information, please ask your dealer.

## Mechanical Configuration



## Dimensions



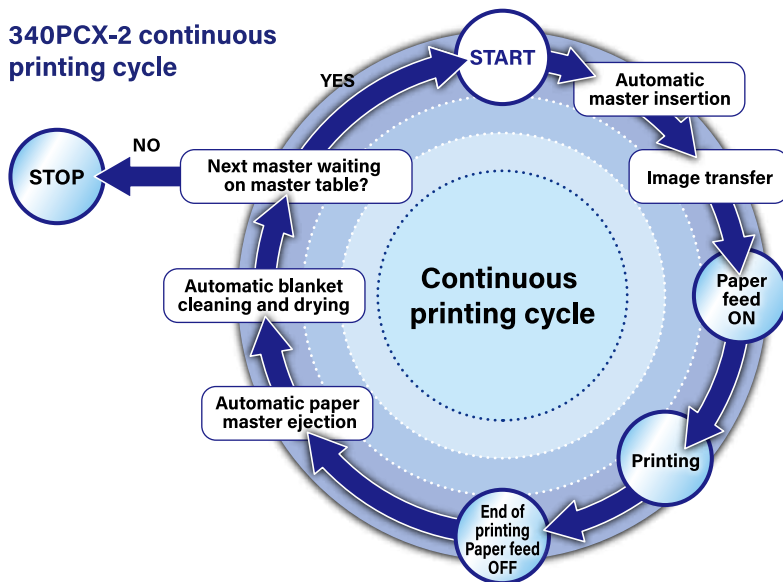
- (1) PCS-F printing control system (option)
- (2) Cushion tank (option)
- (3) Chiller for dampening solution

# 340PCX-2

**For easier, more efficient perfecting. Automatic operation boosts productivity.**

The 340PCX-2 has an array of automation and labor-saving functions embodying RMGT's wealth of small press expertise. This blanket-to-blanket type automatic perfecter features lever-less printing and controls at the delivery section to reduce operator burden and make operation easier.

## 340PCX-2 continuous printing cycle



## Automatic Continuous Printing

The complete printing cycle — from master insertion to image transfer, sheet feed, printing, master ejection, and blanket cleaning and drying — is automatically performed at the touch of a button.

- Automatic master insertion and ejection enables smooth, continuous printing
- Paper master tail edge holder
- Automatic blanket cleaning and drying after printing is completed
- Test feed function to easily check printing quality before actual printing run

## Crestline® dampening system\*

The Crestline® dampening system enables easy adjustment of the water supply volume. This system maintains a stable water film on the printing plate, making it easy to ensure consistently high-quality printing from text to solid colors.

\*Crestline is a registered trademark of Accel Graphic Systems.

## Easy pushbutton operation

Lever-less operation enables printing to be started at the press of a button. The swiveling operation panel can be easily adjusted to the optimum viewing angle.

## Stable blanket-to-blanket perfecting and direct chain delivery

The 340PCX-2 employs a blanket-to-blanket type perfecting system that performs printing by passing the sheets between the two blanket cylinders. The sheets travel in a straight line from the feeder to the delivery section for smooth sheet transport.

## Reliable sheet feed and delivery

The feeder's 12 suction feet ensure stable feeding regardless of the type of paper. The delivery section's delivery fan and air blower ensure stable sheet piling even during high-speed operation.



Feeder mechanism

## Pre-piling with large pile capacities

The pre-piling system allows the next batch of sheets to be piled on the lower paper pile board while sheets are being fed from the upper paper pile board. Large-capacity paper feed and delivery piles [feeder pile: 620 mm (24.41"), delivery pile: 720 mm (28.35")] boost efficiency for large volume jobs.

## Specifications

Number of printing units	2
Max. sheet size	450 x 340 mm (17.72" x 13.39")
Min. sheet size	130 x 90 mm (5.12" x 3.54") When printing minimum sheet size, all 12 skid rollers have to be used.
Paper thickness	0.04 – 0.3 mm (0.0016" – 0.0012")
Max. printing area	438 x 317 mm (17.24" x 12.48")
Printing speed	3,000 – 10,000 S,P,H. (Local conditions, the type of ink, stock and printing plates, and the required printing quality will affect the maximum printing speed.)
Plate size	Pin bar type: 492 x 324 mm (19.37" x 12.76") (for metal plates) Straight type: 492 x 326 mm (19.37" x 12.83") (for paper masters) When using the paper master tail edge holder, plate length should be from 467 to 473 mm (18.39" - 18.62").
Plate pile capacity	Front and back side 1 plate each (plate can be supplied during printing)
Type of paper master	Electrostatic paper plate master, Photo-direct type paper master
Plate clamp systems	For metal plates: Pin bar type, 25 holes, 12.7 mm (0.5") pitch For paper masters: Straight edge plate clamp
Blanket type	Blanket with aluminum bar
Blanket size	494 x 319 x 1.95 mm (19.45" x 12.56" x 0.077")
Feeding system	Universal feeder
Feeder pile system	Pre-pile
Feeder pile capacity	620 mm (24.41")
Delivery system	Direct chain delivery
Delivery pile capacity	720 mm (28.35")
Number of rollers	Ink roller: 12 (form rollers: 2) x 2 units Water rollers: Primary unit 5 (form roller: 1) Secondary unit 6 (form roller: 1)
Dampening system	Crestline® dampening system*1
Non-printing area	8 mm (0.31")
Registration system	Push guide
Vertical image adjustment	±20 mm (0.79")
Lateral image adjustment	±2 mm (0.079")
Oiling system	Centralized oiling system
Power	Single phase: 220V 50/60Hz 10A or other voltages
Power consumption	2 kW
Motor wattage	Drive motor: 1.5 kW Pump motor: 550 W
Dimensions (L x W x H)	2,160 x 930 x 1,480 mm (7'1" x 3'1" x 4'10")
Net weight*2	1,080 kg (2,380 lbs.)

\*1: Recommended pressroom conditions: 15°C-28°C (59°F-82.4°F), 40%-80% humidity

\*2: Weight does not include peripheral devices.

Design and specifications are subject to change without notice.

Specifications including accessories may slightly differ depending on the country.

## Equipment & Accessories

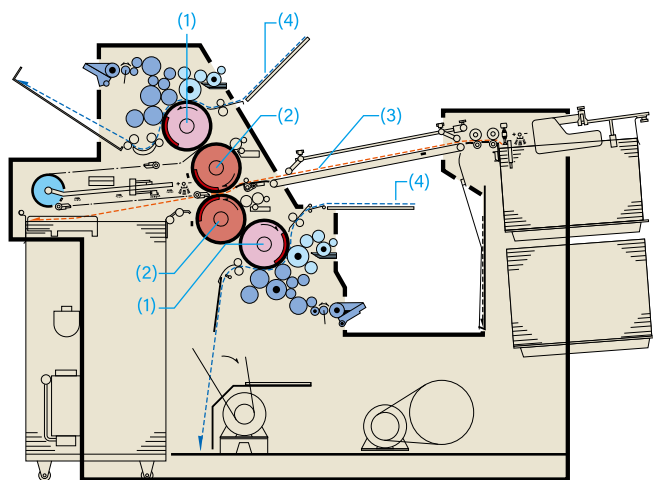
### Standard

- Automatic master insertion and ejection
- Automatic blanket cleaning and drying
- Continuous paper master feeding and printing
- Vertical and lateral register remote control
- Crestline® dampening system
- Paper feed timing delay detector
- Double sheet detector and ejector
- Blanket jam detector
- Infeed jam detector
- Delivery air blower
- Delivery table dolly automatic lowering device
- Delivery table dolly lower limit switch
- Delivery fans
- Static eliminator
- Crawl function
- Preset repeat counter with batch function (electronic, 5-digit)
- Print counter (total number of printed sheets, 8-digit, non-resettable)
- Machine counter (total number of press rotations, 8-digit, non-resettable)
- Plate counter (total number of paper masters used)
- Oil warning lamp
- Powder spray
- Squeeze roller
- Back guide star wheel
- Ink roller cleanup attachment
- Safety devices

### Options

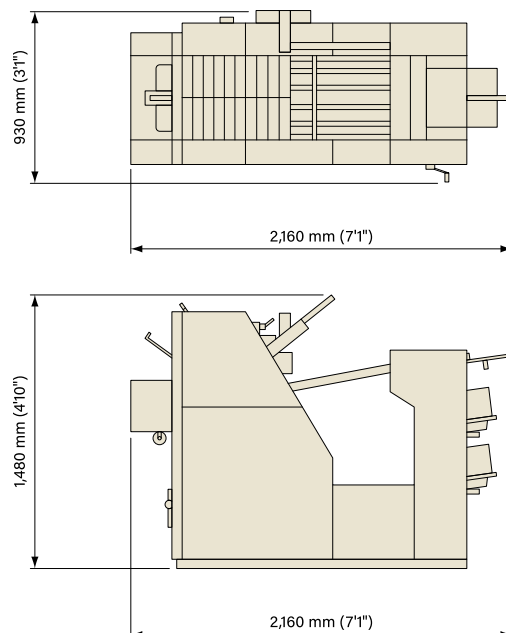
- Tape inserter
- Multi-size paper pile board

## Mechanical Configuration



- (1) Plate cylinder
- (2) Blanket cylinder
- (3) Paper path
- (4) Paper master

## Dimensions



# 340CR-1

## Equipped with enhanced functions for easy high-quality printing

A 16-roller inking system including three form rollers ensures high-quality printing of photographs, solid colors, and halftones. A Crestline® continuous dampening system enables easy adjustment of the dampening solution volume, ensuring a stable dampening supply.

### An inking system that ensures beautiful printing of photographs and solid colors

Sixteen rollers — including three form rollers of different diameters and three oscillating rollers — deliver beautiful results for printing photographs and solid colors.



### Straight edge plate clamp with positioning pins provided as standard

A simple operation firmly secures the plate and ensures that even a paper master will not come loose.



### Registration device for stable multi-color printing

Push side guides that can be used on both the operating side and non-operating side accurately determine the sheet position on the feeder board, ensuring consistent registration precision for stable multi-color printing.



### Double sprung grippers ideal for printing larger solids

The impression cylinder grippers firmly grip the sheet even during high-speed printing, eliminating any worry about slipping even when printing large areas of solid color.

### Crestline® dampening system\*

This system maintains a stable water film on the printing plate, making it easy to ensure consistently high print quality across a broad range of jobs, from fine text to heavy solids.

\*Crestline is a registered trademark of Accel Graphic Systems.



### Simple single lever control

Dampening, inking, paper feeding and printing can be controlled with a single lever. Three-shift operation enables beautiful results from the first sheet.

### Pushbutton inching control

Slow-speed inching and stopping of the plate cylinder is easily performed at the push of a button for easier plate mounting and removal and blanket cleaning.

### Dial-type image position adjustment improves efficiency

The image position adjustment dial can be used to fine-tune the image position vertically within  $\pm 20$  mm. Blanket cleaning is not required after vertical image adjustment, reducing downtime.

### Proprietary diagonal micro adjustment device

It is possible to adjust the printing sheet diagonally while printing. Based on the maximum paper size, the maximum diagonal adjustment is 0.7 mm (vertical: 0.5 mm).

### Safe design protects both the operator and the press

If a safety cover is opened or the safety bars are touched, the press automatically stops. The press also stops when the blanket jam detector or the delivery jam detector is triggered or the emergency button is activated.

## Specifications

Max. sheet size	450 x 340 mm (17.72" x 13.39")
Min. sheet size	140 x 90 mm (5.51" x 3.54")
Paper thickness	0.04 – 0.3 mm (0.0016" – 0.012")
Max. printing area	438 x 330 mm (17.24" x 13")
Printing speed	3,000 – 10,000 S.P.H. (Local conditions, the type of ink, stock and printing plates, and the required printing quality will affect the maximum printing speed.)
Plate size	485 x 335 mm (19.09" x 13.19") Max. plate width: 352 mm (13.86")
Plate thickness	0.13 – 0.15 mm (0.0051" – 0.0059")
Plate clamp type	Straight-edge plate clamp with positioning pins
Blanket type	Blanket with aluminum bar
Feeding system	Universal feeder
Feeder pile system	Pre-pile
Feeder pile capacity	440 mm (17.32")
Delivery system	Chain delivery
Delivery pile capacity	540 mm (21.26")
Number of rollers	Ink rollers: 16 (form rollers: 3) Water rollers: 4 (form roller: 1)
Dampening system	Crestline® dampening system*1
Registration system	Push side guide, diagonal micro adjustment of paper feed cylinder
Infeed system	Paper feed cylinder
Non-printing area	8 mm (0.31")
Max.vertical image adjustment	±20 mm (0.79")
Oiling system	Centralized oiling system
Power	Single-phase 208V 60Hz 8.5A, 220V 50/60Hz 8A or other voltages
Power consumption	1.8 kW
Motor wattage	Drive motor: 1.5 kW Pump motor: 550W
Dimensions (L x W x H)	2,190 x 915 x 1,460 mm (7'2" x 3" x 4'9")
Net weight*2	780 kg (1,720 lbs.)

\*1: Recommended pressroom conditions: 15°-28°C (59°-82.4°F), 40%-80% humidity

\*2: Weight does not include peripheral devices.

Design and specifications are subject to change without notice.

Specifications including accessories may slightly differ depending on the country.

## Equipment & Accessories

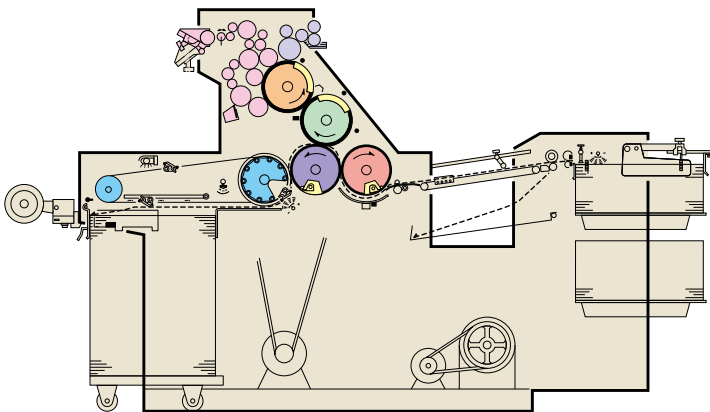
### Standard

- Preset repeat counter with batch function (electronic, 5-figure)
- Double sheet detector (mechanical)
- Blanket jam detector
- Star-wheel type rotary guide
- Crawl function
- Electric cylinder ON system
- Delivery pile automatic lowering mechanism
- Delivery jam detector
- Delivery table dolly lower limit switch
- Plate cylinder predetermined position automatic stop function
- RP22 register punch
- Machine counter (number of machine rotations, 8-digit, non-resettable)
- Ink roller clean-up attachment
- Safety devices

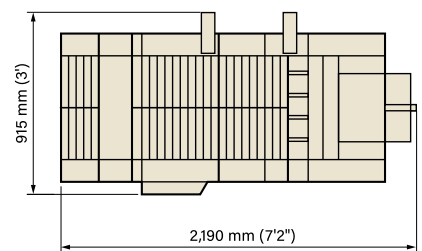
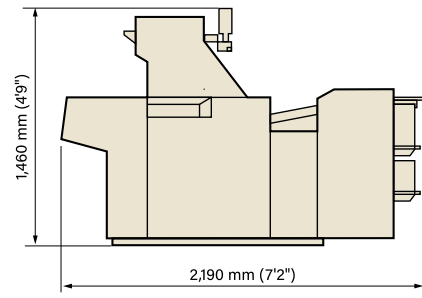
### Options

- Tape inserter
- Multi-size paper pile board
- Print counter (total number of printed sheets, 8-digit, non-resettable)
- Auxiliary guide set for envelopes
- Lever control ink fountain
- RP520-425/220F register punch
- Upper guide for envelopes
- Static eliminator
- Powder spray
- Squeeze roller

## Mechanical Configuration



## Dimensions



# 340CCD-1

Prints a wide range of jobs from multi-page work to postcards, envelopes, and fliers

This single-color press is designed for easy operation and high productivity. A Crestline® continuous dampening system enables easy adjustment of the dampening solution volume, ensuring a stable dampening supply. The 340CCD-1 can flexibly handle a wide range of short-run printing work.



## Crestline® dampening system\*

The 340CCD-1 is equipped with a Crestline® dampening system that ensures a stable supply of dampening film to the plate surface, reducing sheet waste and ensuring high printing quality.

\*Crestline is a registered trademark of Accel Graphic Systems.

Recommended pressroom conditions: 15°-28°C (59°-82.4°F), 40%-80% humidity

## High reliability backed by proven technology

- Inverter control for smoothly regulating the printing speed from low to high
- Photocell-type impression ON/OFF device for contact-free sheet detection ensures stable sheet feed

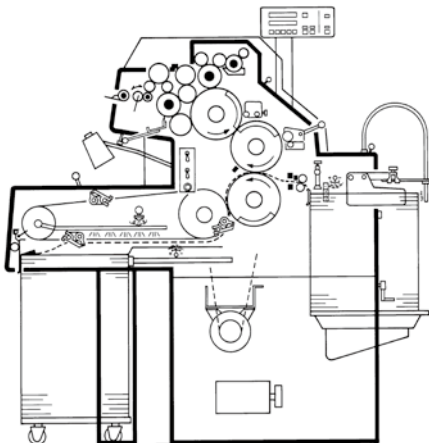
## Operator-friendly controls

- Centrally located switches and other controls plus an easy-to-use swiveling operation panel
- Centralized oiling system for easy oiling at the pull of a lever
- Dial-type vertical image position adjustment for easy and accurate image position adjustment (adjustment volume: ±20mm [±0.787"])
- Master guide to ensure accurate positioning of paper masters

## Specifications

Dampening system	Crestline® dampening system
Max. sheet size	450 x 340 mm (17.72" x 13.39")
Min. sheet size	130 x 90 mm (5.12" x 3.54")
Paper thickness	0.04 - 0.3 mm (0.0016" - 0.012")
Max. printing area	438 x 330 mm (17.24" x 13")
Printing speed	3,000 - 10,000 S.P.H. Local conditions, the type of ink, stock and printing plates, and the required printing quality will affect the maximum printing speed.
Plate size	492 x 335 mm (19.37" x 13.19")
Metal plate type	Pin bar type, 25 holes, 12.7 mm (0.5") pitch
Blanket type	PUN-type blanket
Feeding system	Universal feeder
Feeder pile capacity	450 mm (17.72")
Delivery pile capacity	520 mm (20.47")
Number of rollers	Ink roller: 10 (form rollers: 2) Water rollers: 5 (form roller: 1)
Non-printing area	8 mm (0.315")
Vertical image adjustment range	±20 mm
Power	Single phase 220V 50/60Hz 7.0A
Power consumption	1.2 kW
Dimensions (L x W x H)	1,450 x 930 x 1,450 mm (4'9" x 3'1" x 4'9")
Net weight	520 kg (1,148 lbs.)

## Mechanical Configuration



## Equipment & Accessories

### Standard

- Double sheet detector (electronic)
- Paper jam detector (for blanket cylinder)
- Preset repeat counter with batch function (electronic, 5-digit)
- Vertical image micro-adjustment device
- Delivery jam detector
- Automatic ink ductor ON/OFF control device
- Crank handle vertical paper guide
- Diagonal image adjustment device (on plate clamp)
- Delivery table dolly lower limit switch
- Delivery air blower
- Photocell type impression cylinder ON/OFF device
- Blanket with aluminum bar
- Ink roller cleanup attachment
- Master setting guide
- Squeeze roller
- Safety device

### Options

- Blanket cleaning device
- Envelope feeder
- Card guide
- Skip feed device (double image function type)
- Tape inserter
- Static eliminator
- Star-wheel type rotary guide
- 4 additional ink rollers
- Multi-size paper pile board
- Powder spray
- Back blower
- Grand total counter

• Design and specifications are subject to change without notice.  
• Specifications including accessories may slightly differ depending on the country.

**RMGT RYOBI MHI Graphic Technology Ltd.**

International Sales and Marketing Department

5-2-8 TOSHIMA, KITA-KU, TOKYO 114-0003, JAPAN

TEL +81-3-3927-5238, FAX +81-3-3927-5240

www.ryobi-group.co.jp/graphic/english/

For business locations and other information, please use the QR code to access the RMGT website.



Cat. No. 340/520 (P16) Nov. '22 E02 SX03 Order No. H9005 01 001

Printed in Japan