

THE BEST MACHINE FOR DEMANDING JOBS

SABER[®]

PAPER CUTTERS





Why is a SABER X-15 the best paper cutter on the market?

1. Heavy Duty Construction

Provides stability and longevity

2. Double Arm Pull Knife Drive

More powerful, precise cutting

3. Center Actuated Clamp

Insures uniform pressure regardless of pile position

4. 15" Color Touch Screen

microcut® computer control with intuitive graphic interface makes programming fast and easy (12" screen on 37"(95cm) model)

5. CIP 3 / 4 Capable with Networking

No extra hardware or software required

6. Automatic Knife Adjustment (Patented)

Knife setting and adjustment can be done automatically without tools (not available on 37"(95cm) model)

7. Programmable Clamp Pressure

Automatically adjusts clamp pressure as needed

8. Ball Bearing Lead Screw with Linear Guides

Guarantees precise backgauge positioning

9. Cast-Iron Side Tables

Provide strength and durability with no interference from legs

10. Chromed Main and Side Tables

No maintenance required



37" / 95 cm



45" / 116 cm



54" / 137 cm



62" / 158 cm

SABER X-15 comes in four cutting sizes

SABER[®]
PAPER CUTTERS




The Power of a SABER®



For taking on heavy-duty cutting projects, it doesn't get better than the SABER: the best technology, the most power, the greatest endurance. Set up this workhorse and you'll have nothing but years of satisfying, easy, high-quality operation. Cut the biggest jobs down to size in no time—again and again. The SABER makes it simple.

Mechanical Excellence

Manufactured to ISO 9001 standards, the SABER X-15 features the strongest and most precise mechanical design on the market. Its massive knife bar cuts through piles with pressure applied equally at both sides, ensuring greater cutting power, less pile disturbance, less mechanical wear, and extended knife life. The centrally located hydraulic clamp cylinder provides steady, uniform clamping pressure. A ball-bearing lead screw, linear guides, and the SABER's patented DC drive system control the backgauge's precision, providing smooth and accurate positioning at all speeds.




World-Class Control

The SABER X-15 features a wide format, color touch screen that details an extensive array of easy-to-use programming and control options. With only a few keystrokes, operators can save and quickly recall both operator preferences and the details of every job. The computer control system designed by C&P Microsystems comes CIP3/4-enabled and network compatible as standard.



No Cuts on Safety

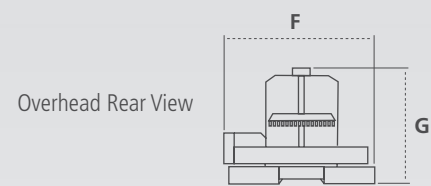
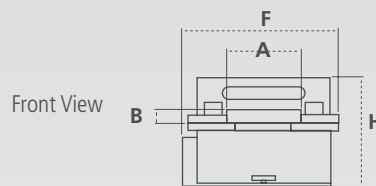
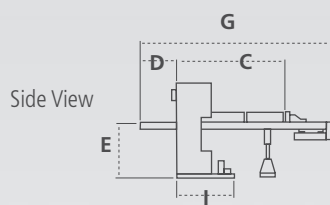
No corners have been cut to ensure operator and machine safety on the SABER X-15, which complies with CE requirements. Two-hand cut release; safety latching of the knife bar; two-stage hydraulics; and a computer-controlled IR safety curtain—all standard. Two independent circuits monitor all major functions on the SABER X-15.



CUT FAST, CUT WELL, AND CUT SAFELY WITH A SABER

SABER X-15 Specifications & Technical Data

Model	37" 95 cm	45" 116 cm	54" 137 cm	62" 158 cm
Max. pile height without false clamp	6" 15 cm	6.5" 16.5 cm	6.5" 16 cm	6.5" 16.5 cm
Max. cutting width	37" 95 cm	45" 116 cm	54" 137 cm	62" 158 cm
Max cutting depth	38" 98 cm	45" 116 cm	58" 148 cm	65" 165 cm
Min. cut with false clamp on	2.5" 6.3 cm	3" 7.5 cm	3" 7.5 cm	3" 7.5 cm
Min. cut without false clamp	0.8" 2.0 cm	1.3" 3.3 cm	1.3" 3.3 cm	1.3" 3.3 cm
Working depth front table	26" 67 cm	28" 71 cm	28" 71 cm	29" 75 cm
Table height	35" 90 cm	37.5" 95 cm	37.5" 95 cm	37.5" 95 cm
Overall machine width	97" 246 cm	108" 275 cm	116" 295 cm	140" 354 cm
Overall machine length	91" 231 cm	100" 254 cm	118" 300 cm	142" 360 cm
Overall machine height	61" 155 cm	66" 168 cm	66" 168 cm	69" 175 cm
Passage opening table disassembled	36" 91 cm	40" 103 cm	45" 115 cm	50" 127 cm
Grinding reserve on knife	1.2" 3 cm	2.5" 6 cm	2.5" 6 cm	2.5" 6 cm
Min. clamp pressure (pedal)	none	none	none	none
Max. clamp pressure	8800lb 4000 kg	9900 lb 4500 kg	10,150 lb 4600 kg	13,200 lb 6000 kg
Knife thickness	.50" 12 mm	.54" 13 mm	.54" 13 mm	.54" 13 mm
Backgauge speed	16" / sec 40 cm / sec	16" / sec 40 cm / sec	16" / sec 40 cm / sec	16" / sec 40 cm / sec
Net weight with full oil tank	7040 lb 3200 kg	10100 lb 4600 kg	11400 lb 5200 kg	13200 lb 6000 kg
Gross weight (seaworthy crating)	7400 lb 3400 kg	11000 lb 5000 kg	12500 lb 5700 kg	14500 lb 6600 kg
Power 220/380 VAC 50/60hz				



Dimensions

Model	37" 95 cm	45" 116 cm	54" 137 cm	62" 158 cm
A. Max. cutting width	37" 95 cm	45" 116 cm	54" 137 cm	62" 158 cm
B. Pile height without false clamp	6" 15 cm	6" 16 cm	6.5" 16.5 cm	6.5" 16.5 cm
C. Max. working depth rear table	38" 98 cm	45" 116 cm	58" 148 cm	65" 165 cm
D. Working depth front table	26" 67 cm	28" 71 cm	28" 71 cm	28" 71 cm
E. Table height	35" 90 cm	37.5" 95 cm	37.5" 95 cm	37.5" 95 cm
F. Overall machine width	97" 246 cm	108" 275 cm	116" 295 cm	140" 354 cm
G. Overall machine length	91" 231 cm	100" 254 cm	118" 300 cm	142" 360 cm
H. Overall machine height	61" 155 cm	66" 168 cm	66" 168 cm	70" 168 cm

Specifications subject to change without notice.



6563 Cochran Road • Solon, OH 44139 • TF: (800) 458-2769 • O: (440) 248-1700 • graphco@graphco.com • graphco.com