



FINISHING PRODUCTS



TRIUMPH CUTTERS & TRIMMERS
FOLDERS / GOCREASE CREASERS
DIGITAL FINISHING SOLUTIONS
COLLATORS
BOOKLETMAKERS
SUPPORT PRODUCTS



MBM Corporation	4
Safety Cutting System	5
<hr/>	
Triumph Cutters	6
Triumph Trimmers	16
Folders / GoCrease Creasers	26
Aerocut Line	34
Collators	38
Bookletmakers	42
Support Products	48
<hr/>	
Keep IT Simple	55
Warranty	56

WE ARE MBM CORPORATION

The leaders in paper handling equipment since 1936.

MBM
CORPORATION

At MBM, we strive to provide quality products with advanced features and support for you. We believe in helping you unlock all the possibilities for you to make your work happen. In a fast-paced world full of emails, work orders, and completing projects, it can be easy to make a simple job complicated. At MBM, we are here for you. We are here to provide the tools you need so you can focus on what matters. So while your passion may be running a small print shop, creating pamphlets for your business, or helping your company grow, our passion is providing you with the tools you need to fulfill your dreams.

Together, we are the face of MBM.

SAFETY CUTTING SYSTEM



SCS (Safety Cutting System) is a combination of innovative design features which ensure the highest standards of safety. They protect the operator during the cutting process and while performing routine maintenance.

SCS Features:

- hinged, transparent front safety guard (locks during cutting process on manual cutters; electronically controlled on electric models) or front safety curtain
- safety cover on rear table (models 4705-7260)
- main switch and safety lock with key
- electronically controlled, true two-hand operation
- patented IDEAL safety drive
- automatic blade return from every position
- automatic clamp return from every position (on cutters equipped with automatic clamps)
- disc brake for instant blade stop
- blade and cutting stick can be changed without removing covers
- blade changing device covers cutting edge of blade
- blade depth adjustment from outside of machine

TRIUMPH CUTTERS

Manufactured in Germany by MBM's parent company, Krug & Priester, Triumph cutters are world renowned for their power, precision, and ease of operation. Exclusive SCS safety features put them among the safest cutters in the world.

All Triumph cutters are certified under a quality management system established in all company areas under the DIN EN ISO 9001:2008 standards. All are tested by independent safety labs, comply with all international safety regulations, and are certified by Underwriters Laboratories for the US and Canada.



TRIUMPH CUTTER FEATURES



HIGH QUALITY BLADES

All Triumph cutter models feature high quality, German steel blades.



SIDE GUIDE BACK GAUGE SCALE

A measurement scale on the side guide ensures precise back gauge setting (models 4300, 4305).




FAST-ACTION CLAMP

Swing and bump the lever on the fast-action clamp to tighten, then cut (models 4300, 4305, 4315).



EASY CUT BLADE ACTIVATION BARS

Patented EASY CUT blade activation bars provide true two-hand operation (models 4315 and above).



OPTICAL CUTTING LINE

The optical cutting line indicator with bright LEDs ensures perfect alignment of cutting marks (models 4315 and above).



FRONT TABLE DIGITAL DISPLAY

A digital measurement display allows precise positioning of back gauge (models 4315-4850).



EASY-TO-USE TOUCHPAD

A multilingual, programmable touchpad module controls the back gauge on models 5255-7260.



IR SAFETY CURTAIN

The IR light beam safety curtain covers the work area to ensure the highest level of operator safety (models 5260, 6660, 5560, 7260).



PROGRAMMABLE BACK GAUGE

The 5560/5560 LT and 7260 has a 7" programmable back gauge control module capable of storing 99 programs with 99 steps each in memory.

TRIUMPH 4300

Economical tabletop cutter with fast-action clamp.

Features:	
Type of machine:	Manual
Cutting width:	16 7/8"
Cutting height:	3/4"
Narrow cut:	1 1/2"
Cutting length behind blade:	13 3/8"
Table length in front of blade:	6 1/4"
Shipping weight:	95 lbs
	121 lbs with stand
	190 lbs with cabinet



Dimensions: (D x W x H), inches: 22 1/2 x 28 x 18 1/2 (47 1/2 H with stand, 46 3/4 H with cabinet)

- CABINET
CU0461L
- STAND
CU0411
- CUTTING KNIVES
AC0687
- CUTTING STICKS
AC0697

TRIUMPH 4305

Manual tabletop cutter with spindle-guided back gauge, fast-action clamp.

Features:	
Type of machine:	Manual
Cutting width:	16 7/8"
Cutting height:	1 1/2"
Narrow cut:	1 5/16"
Cutting length behind blade:	17"
Shipping weight:	115 lbs
	141 lbs with stand
	210 lbs with cabinet



Dimensions: (D x W x H), inches: 34 5/8 x 34 5/8 x 15 3/4 (45 1/4 H with stand, 44 H with cabinet)

- CABINET
CU0461L
- STAND
CU0409L
- CUTTING KNIVES
AC0687
- CUTTING STICKS
AC0695

TRIUMPH 4705

Manual tabletop cutter with an 18 3/4-inch cutting width and manual spindle clamp.



Features:

Type of machine:	Manual
Cutting width:	18 3/4"
Cutting height:	2 3/4"
Narrow cut:	1 3/16"
Cutting length behind blade:	18"
Shipping weight:	297 lbs (320 lbs with stand)

Dimensions (D x W x H), inches: 35 x 39 x 23 (50 H with stand)

- CABINET
CU0461L
- STAND
CU0408L
- CUTTING KNIVES
AC0653
- CUTTING STICKS
AC0696

TRIUMPH 4315

Semi-automatic tabletop cutter with electric blade drive, manual fast-action clamp, and EASY CUT blade activation. Bright, LED optical cutting line



Features:

Type of machine:	Semi-automatic
Cutting width:	16 7/8"
Cutting height:	1 1/2"
Narrow cut:	1 3/8"
Cutting length behind blade:	17"
Motor output, horsepower:	0.6
Power supply:	115V, 60Hz
Shipping weight:	191 lbs 217 lbs with stand 286 lbs with cabinet

Dimensions (D x W x H), inches: 34 1/4 x 25 x 14 (42 3/4 H with stand, 42 1/2 H with cabinet)

- CABINET
CU0461L
- STAND
CU0409L
- CUTTING KNIVES
AC0687
- CUTTING STICKS
AC0695

TRIUMPH 4350

Fully automatic tabletop cutter with electric blade drive, automatic clamp, and EASY CUT blade activation. Bright, LED optical cutting line.

Features:	
Type of machine:	Automatic
Cutting width:	16 7/8"
Cutting height:	1 1/2"
Narrow cut:	1 3/8"
Cutting length behind blade:	17"
Motor output, horsepower:	0.6
Power supply:	115V, 60Hz
Shipping weight:	200 lbs
	226 lbs with stand
	295 lbs with cabinet



Dimensions (D x W x H), inches: 34 1/4 x 25 x 14 (42 3/4 H with stand, 42 1/2 H with cabinet)

CABINET
CU0461L

STAND
CU0409L

CUTTING KNIVES
AC0687

CUTTING STICKS
AC0695

TRIUMPH 4815

Powerful, semi-automatic cutter with electric blade drive, manual spindle clamp, and EASY CUT blade activation. Bright, LED optical cutting line.

Features:	
Type of machine:	Semi-automatic
Cutting width:	18 5/8"
Cutting height:	3"
Narrow cut:	1"
Cutting length behind blade:	18"
Motor output, horsepower:	1.5
Power supply:	115V, 60Hz
Shipping weight:	531 lbs (552 with side tables)



Dimensions (D x W x H), inches: 41 1/2 x 30 x 55 1/2 (53 W with side tables)

SIDE TABLES
CU0495

CUTTING KNIVES
AC0653

CUTTING STICKS
AC0675

TRIUMPH 4850

Fully automatic cutter with electric blade drive, automatic clamp, and EASY CUT blade activation. Bright, LED optical cutting line.

Features:

Type of machine:	Automatic
Cutting width:	18 5/8"
Cutting height:	3"
Narrow cut:	1"
Cutting length behind blade:	18"
Motor output, horsepower:	2
Power supply:	115V, 60Hz*
Shipping weight:	556 lbs (577 lbs with side tables)



Dimensions (D x W x H), inches: 41 1/2 x 30 x 51 (53 W with side tables)

SIDE TABLES
CU0495

CUTTING KNIVES
AC0653

CUTTING STICKS
AC0675

TRIUMPH 5255

Programmable cutter with automatic clamp, power back gauge, and digital touchpad. Bright, LED optical cutting line.

Features:

Type of machine:	Automatic programmable
Cutting width:	20 3/8"
Cutting height:	3"
Narrow cut:	1 3/8"
Cutting length behind blade:	20 3/8"
Motor output, horsepower:	2
Power supply:	115V, 60Hz*
Shipping weight:	648 lbs (669 lbs with side tables)



Dimensions (D x W x H), inches: 44 x 33 7/8 x 51 (56 1/2 W with side tables)

SIDE TABLES
CU0495

CUTTING KNIVES
AC0658

CUTTING STICKS
AC0676

*20 amp dedicated line required

TRIUMPH 5260

Programmable cutter with automatic clamp, power back gauge, digital touchpad, and IR safety curtain on front table. Bright, LED optical cutting line.

Features:	
Type of machine:	Programmable
Cutting width:	20 3/8"
Cutting height:	3"
Narrow cut:	1 3/8"
Cutting length behind blade:	20 3/8"
Motor output, horsepower:	2
Power supply:	115V, 60Hz*
Shipping weight:	657 lbs (677 lbs with side tables)

Dimensions (D x W x H), inches: 44 x 33 7/8 x 51 (56 1/2 W with side tables)

SIDE TABLES
CU0495

CUTTING KNIVES
AC0658

CUTTING STICKS
AC0676



TRIUMPH 6655

Programmable cutter with automatic clamp, power back gauge, and digital touchpad. Cutting width is a full 25 1/2 inches. Bright, LED optical cutting line.

Features:	
Type of machine:	Automatic programmable
Cutting width:	25 1/2"
Cutting height:	3"
Narrow cut:	1"
Cutting length behind blade:	24"
Motor output, horsepower:	2
Power supply:	115V, 60Hz*
Shipping weight:	772 lbs (793 lbs with side tables)

Dimensions (D x W x H), inches: 48 x 39 x 51 (61 1/2 W with side tables)

SIDE TABLES
CU0495

CUTTING KNIVES
AC0656

CUTTING STICKS
AC0679



TRIUMPH 6660

Programmable cutter with automatic clamp, power back gauge, digital touchpad, and IR safety curtain on front table. Bright, LED optical cutting line.

Features:

Type of machine:	Automatic programmable
Cutting width:	25 1/2"
Cutting height:	3"
Narrow cut:	1"
Cutting length behind blade:	24"
Motor output, horsepower:	2
Power supply:	115V, 60Hz*
Shipping weight:	775 lbs (796 lbs with side tables)



Dimensions (D x W x H), inches: 48 x 39 x 51 (61 1/2 W with side tables)

SIDE TABLES
CU0495

CUTTING KNIVES
AC0656

CUTTING STICKS
AC0679

TRIUMPH 5560

Programmable cutter with hydraulic blade and clamp drive, power back gauge, 7-inch digital touchpad, and IR safety curtain on front table. Bright, LED optical cutting line.

Features:

Type of machine:	Programmable hydraulic
Cutting width:	21 5/8"
Cutting height:	3 3/4" (3 5/8 with false clamp)
Narrow cut:	1 1/4" (2 3/8 with false clamp)
Cutting length behind blade:	22 7/16"
Motor output, horsepower:	2
Power supply:	115V, 60Hz*
Shipping weight:	970 lbs (1,008 lbs with side tables)



Dimensions (D x W x H), inches: 55 x 42 x 54 (64 W with side tables)

SIDE TABLES
CU0440

CUTTING KNIVES
AC0684

CUTTING STICKS
AC0678

*20 amp dedicated line required

TRIUMPH 5560 LT

Programmable cutter with hydraulic blade and clamp drive, power back gauge, digital 7-inch touchpad, and IR safety curtain on front table. 5560 LT model equipped with front and rear air tables (available by special order only). Bright, LED optical cutting line.

Features:	
Type of machine:	Programmable hydraulic
Cutting width:	21 5/8"
Cutting height:	3 3/4" (3 5/8 with false clamp)
Narrow cut:	1 1/4" (2 3/8 with false clamp)
Cutting length behind blade:	22 7/16"
Motor output, horsepower:	2
Power supply:	115V, 60Hz*
Shipping weight:	1,014 lbs (1,052 lbs with side tables)

Dimensions (D x W x H), inches: 55 x 42 x 54 (64 W with side tables)

Please note: Special order only



SIDE TABLES
CU0440

CUTTING KNIVES
AC0684

CUTTING STICKS
AC0678

TRIUMPH 7260

28 inch programmable cutter with hydraulic clamp, power back gauge, 7-inch touch pad control module, and IR safety light beams on front table.

Features:	
Type of machine:	Programmable hydraulic
Cutting width:	28"
Cutting height:	3"
Narrow cut:	3/4" (3 1/2 with false clamp)
Cutting length behind blade:	28"
Motor output, horsepower:	2
Power supply:	220V, 3 phase
Shipping weight:	1,534 lbs (1,622 lbs with side tables)

Dimensions (D x W x H), inches: 60 1/2 x 51 3/8 x 52 1/2 (63 D, 82 1/2 W with side tables)



SIDE TABLES
CU0441

CUTTING KNIVES
AC0657

CUTTING STICKS
AC0671


TRIUMPH CUTTER ACCESSORIES

CUTTER KNIVES

Item	Length	Models
AC0651	17 1/2"	3905, 3915
AC0652	19 1/4"	430 EP
AC0687	19 9/16"	4205, 4215, 4225 EP, 4250, 4300, 4305, 4315, 4350
AC0653	22 3/8"	4700, 4705, 4810, 4810 D, 4810 EP, 4815, 4850, 4850 D, 4850 EP, 4860, 4860 ET
AC0658	24 7/8"	5210-95, 5221-95, 5221 EC, 5222 DIGICUT, 5255, 5260
AC0684	26"	5550 EP, 5551-06 EP, 5560, 5560 LT
AC0656	29 11/16"	6550, 6550 EC, 6550 EP, 6655, 6660
AC0657	33 1/8"	7228, 721-06 LT, 7260

CUTTER STICKS (6 PER BOX)

Item	Length	Models
AC0677	17 7/8"	3905, 3915
AC0672	19 1/8"	430 EP
AC0678	22 1/16"	5550 EP, 5551-06 EP, 5560, 5560 LT
AC0695	22 3/8"	4205, 4215, 4225 EP, 4250, 4305, 4315, 4350
AC0697	21 1/4"	4300
AC0675	22 7/16"	4700, 4810, 4810 D, 4810 EP, 4815, 4850, 4850 D, 4850 EP, 4860, 4860 ET
AC0676	25 3/8"	5210-95, 5250, 5221-95, 5221 EC, 5222 DIGICUT, 5255, 5260
AC0696	26 5/16"	4705
AC0679	30 1/8"	6550, 6550 EC, 6550 EP, 6655, 6660
AC0671	34 7/8"	7228, 721-06 LT, 7260



TRIUMPH TRIMMERS

Manufactured in Germany by MBM's parent company, Krug & Priester, Triumph trimmers are built to the same exacting tolerances as Triumph cutters. All trimmers feature sturdy, all-metal construction and the finest Solingen steel blades.

Every Triumph trimmer features stationary or movable transparent Lexan safety guards. All models are tested by independent safety labs and comply with all applicable international safety regulations. Triumph trimmers are certified under a quality management system established in all company areas under the DIN EN ISO 9001:2008 standards.



TRIUMPH TRIMMER FEATURES



PROTRACTOR

Models 1030 and 1031 are equipped with a protractor for angle cuts.



MEASUREMENT BRACKET

The measurement scale bracket can be used as either a front or back gauge (models 1030, 1031).



HARDENED STEEL BLADE

All rotary trimmers are equipped with self-sharpening, hardened steel blades.



SAFETY CUTTING HEAD

The comfortable, ergonomically designed cutting head ensures safe and precise cuts.



MEASUREMENT SCALE

The cutting table measurement scale allows perfect alignment of paper (models 0055 and above).



EASY-LIFT LEVER

The patented paper release lever raises the automatic clamp for convenient paper removal (models 1135, 1046).



SOLINGEN STEEL BLADES

High quality, Solingen steel blade sets can be resharpened.



ADJUSTABLE BACK GAUGE

Slide the back gauge to the desired position as indicated on the scale, then tighten knob to set.



ERGONOMIC HANDLE

The specially designed blade handle was developed to provide both comfort and safety (models 1134-1046).

TRIUMPH 1134

Tabletop trimmer with automatic clamp.



Features:	
Cutting length:	13 3/4"
Sheet capacity:	25*
Table size (D x W):	15" x 12"
Shipping weight:	11 lbs

Dimensions: (D x W x H), inches: 22 1/4 x 13 1/4 x 12

TRIUMPH 1135

Tabletop trimmer with automatic clamp and ergonomic handle.



Features:	
Cutting length:	13 3/4"
Sheet capacity:	25*
Table size (D x W):	15" x 12"
Shipping weight:	13 lbs

Dimensions: (D x W x H), inches: 23 x 13 3/8 x 12 3/4

TRIUMPH 1038

Tabletop trimmer with adjustable clamp and paper stop.



Features:

Cutting length:	15"
Sheet capacity:	50*
Table size (D x W):	23 3/4" x 14"
Shipping weight:	29 lbs

Dimensions: (D x W x H), inches: 31 x 16 x 10

TRIUMPH 1046

Tabletop trimmer with easy lift lever and clamp.



Features:

Cutting length:	18"
Sheet capacity:	30*
Table size (D x W):	20" x 14"
Shipping weight:	24 lbs

Dimensions: (D x W x H), inches: 27 1/2 x 15 1/4 x 15

TRIUMPH 1058

Tabletop trimmer with adjustable clamp and paper stop.



Features:	
Cutting length:	22 1/2"
Sheet capacity:	40*
Table size (D x W):	23 3/4" x 14"
Shipping weight:	42 lbs

Dimensions: (D x W x H), inches: 31 x 16 x 10

TRIUMPH 1071

Tabletop trimmer with adjustable clamp and paper stop.



Features:	
Cutting length:	28 1/2"
Sheet capacity:	40*
Table size (D x W):	30" x 20"
Shipping weight:	62 lbs

Dimensions: (D x W x H), inches: 38 1/2 x 22 1/4 x 20 1/2

TRIUMPH 1080

Large format floor model trimmer with paper stops and foot clamp.

Features:

Cutting length:	31 1/2"
Sheet capacity:	20*
Table size (D x W):	31 1/2" x 23 7/8"
Shipping weight:	158 lbs

Dimensions (D x W x H), inches: 42 1/2 x 26 1/4 x 48
(35 W with fold-away extension table in working position)



TRIUMPH 1110

Large format floor model trimmer with paper stops and foot clamp.

Features:

Cutting length:	43 1/4"
Sheet capacity:	20*
Table size (D x W):	43 1/4" x 30"
Shipping weight:	182 lbs

Dimensions (D x W x H), inches: 54 3/4 x 32 1/2 x 53 1/2
(41 3/4 W with fold-away extension table in working position)



*May vary due to variations in paper

TRIUMPH 1030

13-inch rotary trimmer with fully enclosed safety cutting head and automatic clamp.



Features:	
Cutting length:	13"
Sheet capacity:	5-6*
Table size (D x W):	6 1/2" x 13"
Shipping weight:	2 lbs

Dimensions (D x W x H), inches: 8 x 18 3/4 x 2 3/8

TRIUMPH 1031

17-inch rotary trimmer with fully enclosed safety cutting head and automatic clamp.



Features:	
Cutting length:	17"
Sheet capacity:	5-6*
Table size (D x W):	6 1/2" x 17"
Shipping weight:	2 1/2 lbs

Dimensions (D x W x H), inches: 8 x 22 1/2 x 2 3/8

TRIUMPH 0055

High quality, 21 1/2-inch manual rotary trimmer with safety cutting head, automatic clamp, and slotted side brackets for cutting oversized formats.



Features:	
Cutting width:	21 1/2"
Cutting height:	1/32"*
Table size (D x W):	11" x 23"
Shipping weight:	13 1/2 lbs

Dimensions (D x W x H), inches: 15 x 31 1/2 x 4 1/4

TRIUMPH 0075

High quality, 29 1/2-inch manual rotary trimmer with safety cutting head, automatic clamp, and slotted side brackets for cutting oversized formats.



Features:	
Cutting width:	29 1/2"
Cutting height:	1/32"*
Table size (D x W):	11" x 29 1/2"
Shipping weight:	16 lbs

Dimensions (D x W x H), inches: 15 x 39 1/4 x 4 1/4

*May vary due to variations in paper

TRIUMPH 0105U

High quality, manual rotary trimmer with safety cutting head, automatic clamp, and slotted side brackets for cutting oversized formats. Mounted on sturdy metal stand with collection tray.

Features:

Cutting width:	41 1/4"
Cutting height:	1/32"*
Table size (D x W):	11" x 41 1/4"
Shipping weight:	46 lbs

Dimensions (D x W x H), inches: 15 x 51 x 38



TRIUMPH 0135

Large format floor model rotary trimmer

Features:

Cutting width:	53"
Cutting height:	1/32"*
Table size (D x W):	11 1/2" x 53"
Shipping weight:	84 lbs

Dimensions: (D x W x H), inches: 19 x 60 1/2 x 37



TRIUMPH 0155

Large format floor model rotary trimmer



Features:

Cutting width:	61"
Cutting height:	1/32"*
Table size (D x W):	11 1/2" x 61"
Shipping weight:	88 lbs

Dimensions: (D x W x H), inches: 19 x 68 1/2 x 37

TRIUMPH TRIMMER KNIFE KITS & ACCESSORIES

Upper and lower knives included.

Item	Model / Description	Item	Model / Description
AC0659C	1035, 2035	AC0667A	1080 Special angle 25 degree
AC0660C	1134, 1135	AC0667C	1080
AC0661C	1036, 1038	AC0669A	1110 Special angle 25 degree
AC0682C	1043	AC0669C	1110
AC0662C	1046	AC0688	Paper roll holder for 0135
AC0663C	1058	AC0689	Paper roll holder for 0155
AC0665C	1071		

*May vary due to variations in paper

FOLDERS / GOCREASE CREASERS

MBM's folder / creaser line features machines for corporate applications as well as high-volume bindery operations.

MBM folders offer the perfect combination of speed, precision, and ease of use, making them ideally suited for small offices, schools, and corporate environments. Automatic programmable models store fold programs in memory and can be set up to run at the touch of a button. Perfect for digital applications, MBM GoCrease creasers allow documents printed on heavy or coated stock to be creased prior to folding, creating a crisper, more accurate fold with no cracking.



FOLDER / GOCREASE CREASER FEATURES



TOP-LOADING PAPER FEED

A top-loading paper feed system allows for continuous operation on the 352S.



COLOR CODED SET-UP

The 98M comes with color-coded fold plate graphics for accurate set up.



FOLD PLATE GRAPHICS

Fold plates with clear graphics and measurements ensure accurate paper stop placement on the 208J.



DOUBLE FEED DETECTION

The double feed detection sensor prevents misfolded papers from being contaminated to outputs (408A, 508A, 1800S).



ENCLOSED FOLD TABLES

Fold tables are fully enclosed for quiet operation (models 408A, 508A, 1800S).



HIGH PROGRAMMABILITY

In addition to 6 standard folds, the 1800S is capable of storing up to 30 custom programs in memory.



TOUCHSCREEN PROGRAMMING

Touch screen display for easy setting of distance and number of creases (SEMI, F-SPEED, AutoAir).



TOOLS

Easily exchangeable creasing, perforating, and punching tools (F-SPEED, AutoAir).



WASTE DRAWER

The waste drawer is made of metal construction and built to endure everyday use with no wear (F-SPEED, AutoAir).

MBM 98M

Friction feed manual folder featuring a digital control panel and push-button operation.

Features:	
Speed, sheets per hour:	7,200*
Paper size:	4" x 5" to 8 1/2" x 14"
Paper weight:	16 lbs to 80 lbs*
Sheet capacity:	150*
Electrical requirements:	120 V, 60 Hz
Shipping weight:	39 lbs



Dimensions (D x W x H), inches: 14 x 25 x 16 3/4

MBM 208J

Friction feed manual folder that sets up easily for a variety of standard and custom folds.

Features:	
Speed, sheets per hour:	14,400*
Paper size:	3 1/2" x 5" to 11" x 17"
Paper weights:	12 lbs to 80 lbs*
Sheet capacity:	500*
Electrical requirements:	115 V, 60 Hz
Shipping weight:	73 lbs



Dimensions (D x W x H), inches: 21 1/2 x 40 5/8 x 19 3/4

*May vary due to variations in paper and power supply

MBM 408A

Dependable automatic folder that comes pre-programmed with 36 standard folds. Up to 12 custom jobs can be stored in memory.

Features:	
Speed, sheets per hour:	14,400*
Paper size:	3 1/2" x 5" to 11" x 17"
Paper weight:	12 lbs to 80 lbs*
Sheet capacity:	500*
Electrical requirements:	115 V, 60 Hz
Shipping weight:	76 lbs



Dimensions (D x W x H), inches: 39 3/4 x 21 1/2 x 19 3/4

MBM 508A

Reliable automatic folder that comes pre-programmed with 36 standard folds. Up to 24 custom jobs can be stored in memory.

Features:	
Speed, sheets per hour:	14,400*
Paper size:	3 1/2" x 5" to 11" x 17"
Paper weight:	12 lbs to 80 lbs*
Sheet capacity:	500*
Electrical requirements:	115 V, 60 Hz
Shipping weight:	82 lbs



Dimensions (D x W x H), inches: 39 3/4 x 21 1/2 x 19 3/4

*May vary due to variations in paper and power supply

MBM 1800S

Automatic air feed folder perfectly suited for digital work. 30 custom folds and non-standard paper sizes can be stored in memory.

Features:	
Speed, sheets per hour:	18,000*
Paper size:	4 1/2" x 8 1/4" to 13" x 19"
Paper weight:	16 lbs to 80 lbs*
Sheet capacity:	800*
Electrical requirements:	120 V, 60 Hz
Shipping weight:	189 lbs



Dimensions (D x W x H), inches: 24 x 49 x 23

MBM 352F

Versatile, high speed friction folder that sets up easily for standard and custom folds.

Features:	
Speed, sheets per hour:	22,000*
Paper size:	2" x 2 3/4" to 14" x 21 1/4"
Paper weight:	13 lbs to 110 lbs*
Sheet capacity:	300*
Electrical requirements:	115 V, 60 Hz
Shipping weight:	105 lbs



Dimensions (D x W x H), inches: 22 1/4 x 41 3/4 x 14 1/2

MBM 352S

High speed, air feed folder ideally suited for high-volume production.

Features:

Speed, sheets per hour:	30,000*
Paper size:	3 3/8" x 4 3/4" to 12 5/8" x 17 3/4"
Paper weight:	13 lbs to 110 lbs*
Sheet capacity:	450*
Electrical requirements:	115 V, 60 Hz
Shipping weight:	312 lbs

Dimensions (D x W x H), inches: 22 1/4 x 51 1/4 x 43 1/2



GoCrease 3000

Manual creasing and perforating tabletop machine designed with a large working width for modern capability, enhanced quality of perforation, and angle-adjustable side guide.

Features:

Paper size:	12 39/64 x 17 45/64
Paper weight:	80 - 400 gsm (creasing) 80 - 250 gsm (perforating)
Max. working width:	12 39/64"
Shipping weight:	27 1/2 lbs

Dimensions (D x W x H), inches: 18 1/2 x 14 1/2 x 14 3/16




*May vary due to variations in paper and power supply

GoCrease 4000

The GoCrease™ 4000 electric foot pedal operated creasing and perforating machine gives high output production with ease while boasting a working area for a larger sheet format than most models.

Features:	
Paper size:	18 x 23 13/32
Paper weight:	80 - 400 gsm (creasing)
	80 - 250 gsm (perforating)
Max. working width:	18"
Channel width:	0.04" / 0.05" / 0.063"
Power supply:	115 V, 60 Hz
Shipping weight:	92 39/64 lbs

Dimensions (D x W x H), inches: 27 61/64 x 23 1/4 x 11 13/16



GoCrease SEMI

Semi-automatic programmable machine operated by touch screen display enabling fast and accurate setting of distance and number of creases/perfs.

Features:	
Speed:	1,500 sheets per hour
Paper weight:	80 - 400 gsm (creasing)
	80 - 250 gsm (perforating)
Max. working width:	18"
Channel width:	0.04" / 0.05" / 0.063"
Max. creases per sheet:	15
Power supply:	110 V, 60 Hz
Shipping weight:	120 lbs

Dimensions (D x W x H), inches: 47 5/16 x 23 5/16 x 11 13/16



GoCrease F-SPEED

Unique automatic friction feed creasing, perforating, and punching machine.

Features:

Speed:	2,500 sheets per hour
Paper weight:	80 - 400 gsm (creasing) 80 - 250 gsm (perforating) 80 - 400 (punching)
Max. working width:	18" (crease & perf) 17.7 (punch)
Channel width:	0.04" / 0.05" / 0.063"
Max. creases per sheet:	15
Power supply:	110 V, 60 Hz
Shipping weight:	346 lbs (includes mobile table)



Dimensions (D x W x H), inches: 26 1/2 x 50 x 20 1/2 (48 with table)

GoCrease AutoAir

Automatic suction feed creasing, perforating, and punching machine with speeds up to 3,000 sheets per hour.*

Features:

Speed:	3,000 sheets per hour
Paper weight:	80 - 400 gsm (creasing) 80 - 250 gsm (perforating) 80 - 400 (punching)
Max. working width:	18" (crease & perf) 17.7"(punch)
Channel width:	0.04" / 0.05" / 0.063"
Max. creases per sheet:	40
Power supply:	110 V, 60 Hz
Shipping weight:	416 39/64 lbs (includes mobile table)



Dimensions (D x W x H), inches: 31 x 48 x 28 1/2 (48 with table)

*May vary due to variations in paper and power supply

AEROCUT LINE

As the world of on-demand printing continues to evolve, so too does MBM Corporation.

MBM has assembled a collection of finishing solutions ideally suited for the digital realm. From cutting to creasing to folding, MBM has your digital finishing covered. And when you're ready to move up to single-pass slitting, cutting, creasing and scoring, look no further than the Aerocut Prime and Aerocut Velocity. These all-in-one finishing systems will take your digital production to the highest level.



AEROCUT LINE FEATURES



PATENTED FEEDING MECHANISM

The patented "Tri-Suction Feeding Mechanism" reduces risks of double feeds and mis-feeds drastically.




FLEX MODE

Flex mode allows operators to cut multiple size of cards from a page and add desired numbers of creases on these.



CONVEYOR / STACKER

Engineered to adjust for different stock and sizes of finished pieces on the Aerocut Prime Complete (optional on Aerocut Prime).



JUMP PERFORATOR

Jump perforator allows you to perf the full length of the sheet or pre-determined measurements (Prime only).




STABLE FEED MECHANISM

Stable upper-belt air suction feed system elevates separate digital stocks to avoid mis-feedings, damages and roller marks.



INTUITIVE TOUCH SCREEN

The 7" touch screen allows operators to set job programs and run the machine intuitively and instantly.



EXPANDABLE FEED TRAY

Expandable tray is capable of feeding stocks up to 26.75" in length. Most stocks for today's digital print can be finished on the Prime. The stacking capacity is 4".



EASY MAINTENANCE

The Velocity and Prime has detachable rollers, not only making cleaning easy, but gives better access to components.



OPTIONAL PERFORATING UNIT

An optional perforating unit is located inside for an accurate registration (Aerocut Velocity).

AEROCUT PRIME COMPLETE

The Prime Complete has the capability to perforate stocks both across and along feeding direction. Flex mode allows operators to cut multiple size cards from a page and add the desired number of creases on these; It enables designers and printers to create new aspects of applications. The Prime saves time and costs for any print shop, in-house printer, commercial printer, etc. Double feed detection and channel creasing is equipped on every unit, allowing the machine to offer world-class creases on digitally printed stocks. Includes the Lytrod VisionDirect software to simplify the task of formatting, imposing, and adding personalized information to documents for fast and efficient cutting on the Prime.

Features:	
Speed:	24*
Sheet capacity:	4" (stack)
Paper size:	8 1/4" x 8 1/4" to 14 1/2" x 26 3/4"
Paper weight:	120 - 400 gsm**
Power supply:	100 - 120 V, 50/60 Hz
Creases per sheet:	Up to 48
Shipping weight:	573 lbs

Dimensions (D x W x H), inches: 30 5/16 x 57 39/64 x 41 1/8



AEROCUT PRIME

The air-suction top feeding system easily feeds coated, digital, gloss and other stocks precisely without damage. The Aerocut Prime is equipped with double feed detection and features 2 single blade slitters to trim top & bottom margins, and 2 double blade slitters for center gutters and precise accuracy. The durable blades cut stocks up to 400 gsm. Creasing pressure can be adjusted in 5 levels instantly by shifting the lever. Includes the Lytrod VisionDirect software to simplify the task of formatting, imposing, and adding personalized information to documents for fast and efficient cutting on the Prime.

Features:	
Speed:	24*
Sheet capacity:	4" (stack)
Paper size:	8 1/4" x 8 1/4" to 14 1/2" x 26 3/4"
Paper weight:	120 - 400 gsm**
Power supply:	100 - 120 V, 50/60 Hz
Creases per sheet:	Up to 48
Shipping weight:	573 lbs

Dimensions (D x W x H), inches: 30 5/16 x 57 39/64 x 41 1/8



*Based on 2 cuts and 1 crease (8.5" x 11")
**May vary due to variations in paper and power supply/paper coatings (varnish, UV, laminates, etc.) may limit acceptable paper weight

AEROCUT VELOCITY

Features a patented feeding mechanism, that drastically reduces the risk of double feeds and mis-feeds. An optional perforating unit is located inside for an accurate registration. The Velocity is twice as fast and includes more adjustments than base Aerocut Classic with a greater (4") feed table capacity. Includes 268 preset cutting jobs and up to 150 additional custom programs can be stored in memory. Self-correcting registration mark function and air suction feed system ensure accurate cuts. Velocity is equipped with double feed detection, and also features 2 single blade slitters to trim the top and bottom margins, and 2 double blade slitters for center gutters and precise accuracy. Includes the Lytrod VisionDirect software to simplify the task of formatting, imposing, and adding personalized information to documents for fast and efficient cutting on the Velocity.

Features:

Speed:	20*
Sheet capacity:	4" (stack)
Paper size:	8 1/4" x 8 1/4" to 14 1/5" x 20 1/2"
Paper weight:	120 - 400 gsm**
Power supply:	115 V, 60 Hz
Creases per sheet:	Up to 48
Shipping weight:	529 lbs



Dimensions (D x W x H), inches: 28 x 75 3/8 x 42

AEROCUT NANO

Features an upper-belt air suction feed system, InstaSet bar, and an intuitive touch screen, providing multiple directional cuts in one pass. Feed table elevates to separate digital stocks to avoid misfeeds and/or markings. Self-correcting registration mark feature ensures accurate cuts every time. Also equipped with a density sensor for true double feed detection resulting in faster turn times and greater accuracy. The unique InstaSet bar indicates and fixes slitter positions accurately and can be adjusted manually without tools. The touch screen control module comes pre-programmed with 16 jobs and can store up to 40 additional custom programs saving valuable production time.

Features:

Speed:	22 sheets per minute*
Sheet capacity:	1 3/16" (stack)
Paper size:	8 1/4" to 13" x 19"
Min finished size:	3 5/16" x 2"
Power supply:	120 V, 60 Hz
Shipping weight:	155 lbs



Dimensions (D x W x H), inches: 25 x 22 x 37 1/2

*Based on 2 cuts and 1 crease (8.5" x 11")

**May vary due to variations in paper and power supply

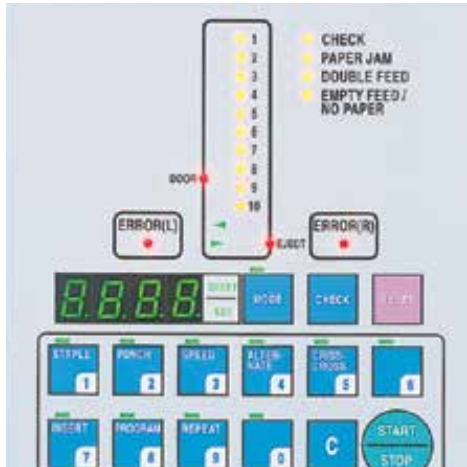
COLLATORS

The FC 10 Automatic Collator is one of the most versatile collators on the market today. Reliable and easy to use, it interfaces with a variety of bookletmakers including the MBM Sprints and SF2 series.

A variety of performance enhancing options are available for the FC 10. A high capacity stacker can stack up to 3,200 collated sheets (straight or offset), while the corner stapler attachment is capable of stapling up to 10 sheets at a time. The twin tower transport unit allows two FC 10's with high capacity stacker to work in tandem as a 20-bin collating system. A heavy-duty base mounted on casters allows easy mobility. The FC 10 is certified by Underwriters Laboratories for the US and Canada.




COLLATOR FEATURES



CONTROL PANEL

Programming and operation is controlled from an easy-to-use touch-button control panel.



CRISS-CROSS STACKING

The criss-cross stacking feature allows easy set separation.



DETACHABLE FEED TRAYS

Extra large, detachable feed trays ensure organized collection of papers.



CORNER STAPLER

Corner stapler attached is capable of stapling up to 10 sheets at a time.



HIGH CAPACITY STACKER

The high capacity stacker can stack up to 3,200 collated sheets (straight or offset).



TWIN TOWER SYSTEM

Collator units can be used in tandem or separately while connected.

FC 10

Collates variety of paper stocks and weights at speeds up to 3,600 sets per hour*. Touch-button control panel with LED 4 digit counter simplifies set-up and operation. Programming modes include preset batch, insertion, and an alternate bin mode for continuous production. Adjustable stacking table for straight or criss-cross stacking, and tray full sensor. Self-centering feed guides eliminate the need to reposition on-line bookletmakers for different size stock. Adjustable feed and separator pressures on each bin. Bin empty sensor. Extra large, detachable feed trays. Optional base with casters and corner stapler. UL and C UL approved.

Features:	
Number of bins:	10
Bin capacity:	275 sheets*
Paper size:	3 3/4" x 5 7/8" to 12 7/8" x 18 1/2"
Paper weight:	20 lbs to 100 lbs
Speed:	3,600 sets per hour*
Power supply:	110 V, 60 Hz
Shipping weight:	231 lbs (281 with base)



Dimensions (D x W x H), inches: 21 x 28 x 41 1/4 (34 W, 63 H with base)

FC 10 TWIN TOWER

Collates variety of paper stocks and weights at speeds up to 3,600 sets per hour*. Collator units can be used in tandem or separately while connected. Touch-button control panel with LED four digit counter simplifies set-up and operation. Programming modes include preset batch, insertion, and an alternate bin mode for continuous production. Adjustable stacking table for straight or criss-cross stacking. Self-centering feed guides eliminate the need to reposition on-line bookletmakers for different size stock. Adjustable feed and separator pressures on each bin. Bin empty sensor. Extra large, detachable feed trays. High capacity stacker is necessary when using system off-line. Optional bases with casters. UL and C UL approved.

Features:

Number of bins:	20
Bin capacity:	275 sheets
Paper size:	3 3/4" x 5 7/8" to 12 7/8" x 18 1/2"
Paper weight:	20 lbs to 100 lbs
Speed:	Up to 3,600 sets per hour*
Power supply:	110 V, 60 Hz
Shipping weight:	487 lbs (587 with bases)



Dimensions (D x W x H), inches: 27 5/8 x 86 1/2 x 41 1/4 (90 1/2 W, 63 H with bases)

*May vary due to variations in paper and power supply

BOOKLETMAKERS

Speed and versatility are the hallmarks of MBM bookletmakers and finishing systems. Our Sprint series models enjoy a solid reputation in the print finishing industry for performance and dependability. The revolutionary SF2 bookletmaker utilizes wire-fed stitching technology previously found only in larger systems costing up to three times more.

The Sprint 3000 and 5000 bookletmakers have long been regarded as tops in the industry. Paired with an optional trimmer, either model may be combined with a variety of collators including the MBM FC 10 for a complete document finishing system. Both feature easy set-up and adjustment, variable speed, and powered exit conveyors. The SF2 bookletmaker utilizes a patented wire-fed stitching system that eliminates the need for pre-formed staples. This low maintenance machine jogs, stitches, and folds up to 65,000 booklets before the spools need replacing. An optional trimmer can be combined with the SF2 for the ultimate booklet finishing system.



BOOKLETMAKER FEATURES



OPTIONAL TRIMMER

An optional face trimmer trims booklets up to 100 pages on the Sprint 3000 and Sprint 5000 pictured above.



POWERED CONVEYOR

A powered exit conveyor stacks booklets neatly and folds away for compact storage (Sprint 3000, Sprint 5000).




SAFETY ACCESS COVER

The transparent safety access cover will not allow machine to operate when open (Sprint 3000, Sprint 5000).



ONE-STEP THREADING

Magnetic stitching heads feature one-step threading for quick and easy set-up (SF2).




DUAL PURPOSE WORK TABLE

The wide, 16-inch work table converts easily between flat and saddle stitching on the Stitchmaster.



POWERED CONVEYOR (SF2)

The powered conveyor on the bookletmaker or trimmer stacks booklets neatly.



HEAVY DUTY STAPLERS

The iBOOKLET has specially made heavy duty stapler heads that can staple up to 16 sheets with fewer jams and errors.



EASY STAPLE LOADING

Reloading staples into a stapler magazine is quick and easy (iBOOKLET).



SETTING WITHOUT ANY TOOLS

The iBOOKLET requires no tools to change staple head locations. Stapler head locations can be chosen from 5 slots.

SPRINT 3000

Jogs, staples, and folds in one operation. Quick and easy set-up and adjustment. Variable speed. Produces booklets up to 100 pages (off-line)*. 2 stapling heads, 4 stapling positions. Uses standard 210-staple sticks. Powered exit conveyor. Transparent safety access cover—machine will not operate with cover in open position. Mounted on heavy-duty casters. Interfaces with wide range of collators including the MBM FC 10. Optional face trimmer.

Features:	
Speed:	1,500 sets per hour*
Sheet capacity:	25*
Paper size:	5 1/2" x 8" to 12" x 18"
Power supply:	115 V, 60 Hz
Shipping weight:	280 lbs

Dimensions (D x W x H), inches: 23 x 46 x 36 (20" W with conveyor stored)

5/16" STAPLES
AC0857

1/4" STAPLES
AC0870



SPRINT 5000

Jogs, staples, and folds in one operation. Quick and easy set-up and adjustment. Variable speed. Produces booklets up to 88 pages (off-line)*. On-line saddle, corner, and side stapling capability. "Fold only" capability. Heavy-duty staple clinchers produce "flat-finish" staples. 2 stapling heads, 5 stapling positions. Uses high-capacity, 5,000-staple cartridges. Auto-stop and signal when staple cartridge is empty. Powered exit conveyor. Transparent safety access cover—machine will not operate with cover in open position. Mounted on heavy-duty casters. Interfaces with wide range of collators including the MBM FC 10. Optional face trimmer.

Features:	
Speed:	1,500 sets per hour*
Sheet capacity:	22*
Paper size:	5 1/2" x 8" to 12" x 18"
Power supply:	115 V, 60 Hz
Shipping weight:	280 lbs

Dimensions (D x W x H), inches: 23 x 46 x 36 (20" W with conveyor stored)

STAPLE CARTRIDGE
AC2.108



*May vary due to variations in paper and power supply
**operator dependent

MBM iBOOKLET

Tabletop bookletmaker featuring a compact design, easy operation, and fast production.

Features:

Speed:	800 sets/hr*
Sheet capacity:	Up to 16*
Paper size:	4 5/16" x 8 1/4" to 13" x 18 13/32"
Paper weight:	16 to 80 lbs.
Staple mode:	saddle, side, and corner
Shipping weight:	55 lbs

Dimensions (D x W x H), inches: 19 39/64 x 19 39/64 x 15 45/64

1/4" STAPLES
AC0870



MBM SF2

Wire-stitch bookletmaker. Optional Face Trimmer for the SF2 operates online with the SF2 bookletmaker. Trims booklets up to 100 pages. Unique stitch heads with easy adjustable stitch leg length. Powered exit conveyor and transparent safety access cover.

Features:

Speed:	2,300 sets per hour*
Sheet capacity:	25*
Paper size (bookletmaker):	4 3/4" x 8 1/2" to 12 3/4" x 18 1/2"
Paper size (trimmer):	4 3/4" x 8 3/4" to 12 11/16" x 18 1/4"
Power supply:	115 V, 60 Hz
Shipping weight:	400 lbs

Dimensions (D x W x H), inches: 21 x 52 x 24 1/2

Optional Face Trimmer Dimensions (D x W x H), inches: 24 1/4 x 48 1/2 x 24

WIRE
AC0872



*May vary due to variations in paper and power supply

MBM STITCHMASTER

Wire stitcher

Features:	
Sheet capacity:	60*
Paper size:	2" x 2" to 11" x 17"
Power supply:	115 V, 60 Hz
Shipping weight:	50 lbs

Dimensions (D x W x H), inches: 15 x 16 x 24

WIRE
AC0872



[illegible]

SUPPORT PRODUCTS

MBM's line of print finishing support products includes paper joggers, pressure sealers, drills, and everything needed for the ultimate finishing system.

The AJ 700 air-feed paper jogger forces air between sheets to reduce jogging time and eliminate powder buildup and static. It also allows press sheets and digital copies to be dried immediately after printing to prevent offset. MBM drills feature a deep, 2 inch drilling capacity and movable tables mounted on bearings for precise paper positioning. The 25 and 55 tabletop models feature 5 pre-set patterns which can be selected at the turn of a dial.



SUPPORT PRODUCT FEATURES



AUTOMATIC TIMER (AJ700)

The timer function allows the operator to attend to other jobs while paper is being jogged.



ANGLED SEAL TECHNOLOGY (ES2000)

Innovative and exclusive angled seal technology provides superior sealing capabilities.



DOUBLE FEED DETECTION

Advanced sensors detect double feeds and automatically stops the ES5500 to prevent jams.



EASY SET-UP

Fold positions are easily set and adjusted.



MANUAL FEEDER

The manual feed slot allows processing of pre-folded forms.



EASY USER INTERFACE

Includes auto stop and auto re-start function, electronic thickness detection, and batch counter.

JT 7 JOGGER

Significantly reduces misfeeds and double feeds in printers, folders, and collators. Space saving, compact footprint. V-shaped, adjustable-angle table. 4 inch tray thickness. Foot pedal operation or continuous. All-metal construction.

Features:	
Paper size:	5" x 7 3/8" to 12 7/8" x 17 3/4"
Sheet capacity:	1,000*
Power supply:	115 V, 60 Hz
Shipping weight:	46 lbs



Dimensions (D x W x H), inches: 12 1/2 x 21 x 17 1/4

AJ 700 AIR-FEED JOGGER

Air-feed feature forces air between sheets to reduce jogging time and eliminate powder buildup. Press sheets and digital copies can be air dried immediately to prevent offset. Air-only and vibrate-only functions. Significantly reduces misfeeds and double feeds in printers, folders, and collators. V-shaped, adjustable-angle table. 4 inch tray thickness. Foot pedal operation or continuous. Automatic timer.

Features:	
Paper size:	5" x 7 3/8" to 12 7/8" x 17 3/4"
Sheet capacity:	1,000*
Power supply:	115 V, 60 Hz
Shipping weight:	84 lbs



Dimensions (D x W x H), inches: 17 x 22 x 45 1/4

*May vary due to variations in paper and power supply

MBM 25 DRILL

Two inch drilling capacity. 5 pre-set patterns available at the turn of a dial. Easy-glide table moves on bearings. Side guides are self-centering for quick changes. Quick-release clamp. Accommodates 5/32", 13/64", 7/32", and 1/4" drill bits. High quality, 1/4" bit included along with sharpener and honing stone.

Features:	
Drilling capacity:	2"
Maximum throat depth:	1 3/8"
Maximum paper length:	14 3/4"
Maximum drill bit size:	1/4"
Table size:	18 7/8" x 10"
Maximum horsepower:	1/4
Power supply:	115 V, 60 Hz
Shipping weight:	39 lbs



Dimensions (D x W x H), inches: 14 1/8 x 18 7/8 x 18 1/2

MBM 55 DRILL

Two inch drilling capacity. 5 pre-set patterns available at the turn of a dial. Easy-glide table moves on bearings. Side guides are self-centering for quick changes. Quick-release clamp. Accommodates 7/64" to 1/2" drill bits. Two high quality bits (1/4" and 5/16") included along with sharpener and honing stone.

Features:	
Drilling capacity:	2"
Maximum throat depth:	1 3/8"
Maximum paper length:	14 3/4"
Maximum drill bit size:	1/2"
Table size:	18 7/8" x 10"
Maximum horsepower:	1/2
Power supply:	115 V, 60 Hz
Shipping weight:	81 lbs



Dimensions (D x W x H), inches: 17 x 18 7/8 x 24 1/2

*May vary due to variations in paper and power supply

FMM3 DRILL

Two inch drilling capacity. Easily adjustable head design. Easy-glide table moves on bearings. Measuring scale on table. Accommodates 1/8" to 1/2" drill bits. Three high quality, 1/4" bits included. Bit sharpener with solid carbide head included.

Features:	
Drilling capacity:	2"
Maximum throat depth:	3 3/4"
Maximum paper length:	32"
Maximum drill bit size:	1/2"
Table size:	32" x 15"
Maximum horsepower:	3/4
Power supply:	115 V, 60 Hz
Shipping weight:	292 lbs

Dimensions (D x W x H), inches: 15 x 32 x 52



MBM ES 2000 SEALER

Quickly and easily folds and seals single-sheet self mailers. Provides an environmentally friendly mailing solution by eliminating envelopes. Can be used for a wide variety of applications including paychecks, invoices, tax forms (W2, 1099, etc.), medical reports, and ID cards. Easy to set up and maintain. Proprietary angled seal technology provides exceptional fold and seal quality. 4 fold settings (Z, V, EZ, double parallel).

Features:	
Speed:	2,200 sheets per hour
Paper size:	6" x 8" to 9 1/4" x 14"
Paper weight:	24 lbs to 28 lbs
Sheet capacity:	150*
Power supply:	115 V, 60 Hz
Shipping weight:	80 lbs

Dimensions (D x W x H), inches: 15 x 13 x 11



MBM ES 5000 SEALER

Quickly and easily folds and seals single-sheet self mailers. Provides an environmentally friendly mailing solution by eliminating envelopes. Can be used for a wide variety of applications including paychecks, invoices, tax forms (W2, 1099, etc.), medical reports, and ID cards. Compact, desktop design and quiet operation make it ideal for corporate environment. Entire folding unit slides out for easy maintenance. Manual feeder for pre-folded forms. Anti-jam system. 4 fold settings (Z, V, C, double parallel). Optional drum for Z and EZ folds on legal.

Features:	
Speed:	4,250 sheets per hour
Paper size:	6" x 8" to 9 1/4" x 14"
Paper weight:	24 lbs to 28 lbs
Sheet capacity:	150*
Power supply:	115 V, 60 Hz
Shipping weight:	100 lbs



Dimensions (W x L x H), inches: 16 x 17 x 10

MBM ES 5500 SEALER

Double feed detection to stop misfeeds. Exclusive angled seal technology. LCD touch pad controls with counter. Seals single-sheet self mailers. No envelope needed. Compact and dynamic design which features a small foot print ideal for the office desktop.

Features:	
Speed:	5,000 forms per hour
Form size:	Up to 14" depth, up to 9" width
Input tray:	150 pressure seal forms
Counter:	Item and batch
Noise level:	Less than 45 db
Shipping weight:	54 lbs



Dimensions (W x L x H), inches: 13 x 15 x 11

*May vary due to variations in paper and power supply

MBM ES 8000 SEALER

Large capacity elevator infeed table holds 700 pressure seal forms. User friendly operator panel. Multi-sensor monitoring system. Built-in 350 sheet catch tray. Quick set manual fold setting. Optional inline kit to select printers for easy printer interface. Automatically detects double feeds.

Features:	
Speed:	8,000 forms per hour
Form size:	Up to 14" depth, up to 9" width
Paper weights:	20 lbs to 28 lbs
Feeder capacity:	700 pressure seal forms
Shipping weight:	115 lbs



Dimensions (W x L x H), inches: 17 x 24 x 15

MBM IM 8100 SEALER

Quick set manual fold setting. Reverse friction roller infeed type. Job counter and batch counter. Automatically detects, singulates, and corrects double feeds without any operator intervention for increased productivity. Stacking capacity of 350 sheets or 650 sheets with the optional side conveyor.

Features:	
Speed:	7,000 forms per hour in standalone*
Form size:	Up to 14" depth, up to 9" width
Paper weights:	16 lbs to 30 lbs
Feeder capacity:	700 sheets in standalone mode
Shipping weight:	106 lbs



Dimensions (W x L x H), inches: 17 x 24 x 15

Keep IT Simple.

**CUT IT. CREASE IT.
FOLD IT. BREATHE IT.**

shred it. trim it. perf it. slit it.

SCORE IT. PUNCH IT. SLICE IT. STITCH IT.

clamp it. clean it. jog it. sniff it.

CRUSH IT. FLIP IT. SMASH IT. STRIP IT.

lift it. drill it. stack it. seal it...



...and so much more.

Whatever your needs, MBM Corporation has you covered. Only MBM will give you the tools you need, the quality you deserve, and the support you can rely on. Plus, our products are backed by the industry's best warranties. Learn more @ www.mbmcorp.com.

MBM WARRANTY

IN ADDITION TO A COMPREHENSIVE WARRANTY, ALL MBM FINISHING PRODUCTS ARE BACKED BY A STAFF OF SKILLED SERVICE REPRESENTATIVES AND AN EXTENSIVE DEALER NETWORK THROUGHOUT NORTH AMERICA.

OUR CANADIAN DIVISION, IDEAL.MBM, PROVIDES THE SAME EXCELLENT SALES AND SERVICE SUPPORT TO OUR CANADIAN DEALER NETWORK.

CUTTERS, FOLDERS/CREASERS, COLLATORS, TRIMMERS, SUPPORT PRODUCTS, and INTERFACES

- 1 year limited warranty, excluding wearables
- 6 month limited warranty on pressure sealers, excluding wearables
- 90 day limited warranty on 98M folder, excluding wearables

BOOKLETMAKERS and FACE TRIMMERS

- 1 year limited warranty, excluding wearables
- 3 year limited warranty on Sprint 5000 bookletmaker, excluding wearables

REPLACEMENT PARTS

- 1 year limited warranty on mechanical parts, 90-day limited warranty on electrical and electronic parts

MBM Corporation agrees to repair or replace, at its option, any defective part or component covered by this warranty, provided there is no evidence of abuse and we first receive written notice of a defect within the applicable warranty period. Wearable items are not covered under warranty. Wearable items include, but are not limited to: blades, sticks, staple heads, light bulbs, rubber rollers, belts, feed stones, separator pads, fuses, clutches, and brakes. This warranty extends only to the original purchaser and does not include labor or the payment of any labor charges or incidental or consequential expenses. Warranty claims must be submitted with replacement part order. MBM Corporation makes no further warranty of any kind and specifically disclaims any warranty of merchantability for a particular purpose. FOB North Charleston, SC for products sold in the US. FOB Ontario for products sold in Canada.