RMGT 6

A2-Plus Size Multi-color Offset Presses

690 model

RMGT 7

B2-Size Multi-color Offset Presses

790 model

790ST-5+CC+SLD+LED-UV

The perfect choice for diverse short-run printing jobs.

Demand for high-mix, short-run, fast turnaround, high-added value printing is driving the daily workflow toward high levels of complexity and specialization. The diverse specifications of different jobs also make printing processes more difficult to manage. Plus there is a need to employ special techniques and effects to differentiate sales materials for added impact.

RMGT 6 and 7 presses offer the exceptional reliability and advanced features needed to respond to this trend*1.

With the advanced automatic systems that shorten make-ready time and high-speed printing at up to 16,000 sheets per hour*2, these high-performance offset presses boost productivity and optimize production efficiency for diverse short-run printing. RMGT 6 and 7 presses deliver top performance for a wide range of printing work, providing crucial support for success in a competitive market.

*1: The RMGT 7 is available in two models. The 760 has a maximum sheet width of 765 mm, and the 790 has a maximum sheet width of 788 mm.
The descriptions in this catalog refer to the 790.

*2: The RMGT 7 [790ST (straight press)] has a maximum printing speed of 16,000 sheets per hour.
The RMGT 7 [790PF (convertible perfector)] and RMGT 6 have a maximum printing speed of 15,000 sheets per hour.

RMGT 6

690ST-4 (4-color straight press, standard delivery model)

Shorter make-ready time P3-4

Various automatic systems and laborsaving functions shorten make-ready time

High precision and durability P5-6

The pursuit of uncompromising printing quality

Meeting diverse needs P7-8

Printing on a wide range of substrates

Advanced quality and production control P9-10

Centralized management and control of printing quality and productivity

High-value-added printing P11-12

A variety of unit configurations to meet a wide range of customer needs

Next-generation green UV system P13-14

LED-UV curing system for superior eco-friendliness and higher productivity

RMGT 7

790ST-5+CC+SLD (5-color straight press with coating unit, semi-long delivery model)

SHORT MAKE-READY

Various automatic systems and laborsaving functions shorten make-ready time

The key to higher productivity for diverse short-run printing is shorter make-ready times. With Program Inking for quick and easy color setting, an automatic plate changing system and automatic cleaning devices, the majority of make-ready work is fully automated.

Fast, ultra precise plate changing

The SPC semiautomatic plate changing system comes as standard and allows plates to be changed quickly and accurately. The operator merely sets the plate on the positioning pins and presses the button for plate changing. Plate changing can be automated with the Smart-FPC* fully automatic simultaneous plate changing system or FPC* fully automatic plate changing system, which can be combined with Smart Make-Ready functions* so that blanket cleaning, preset inking, and test printing are also performed automatically for even greater work efficiency.

* Option

SPC semiautomatic plate changing system

Prepress data is utilized for easier ink control

The prepress data is analyzed by the PPC Server III (or Ink Volume Setter)* to calculate the image area ratio. Based on the image area ratio data, the PCS-G printing control system automatically selects the conversion curve for each color, sets the opening of the ink fountain keys, and controls the ink rollers.

* Option
The PPC Server III is for CIP3/CIP4 (PPF) compatible prepress systems and the Ink. Volume Setter is for PS compatible prepress systems.

Automatic selection of conversion curves

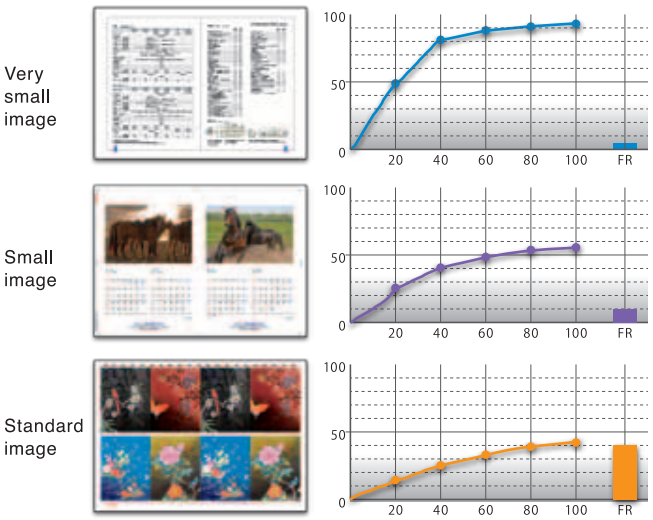

Program Inking supplies the right amount of ink as soon as printing starts

Ink is automatically supplied to match the print image. After the set number of sheets have been printed, the ink on the rollers is automatically returned to an even state to move smoothly on to the next job.

Program Inking Flowchart

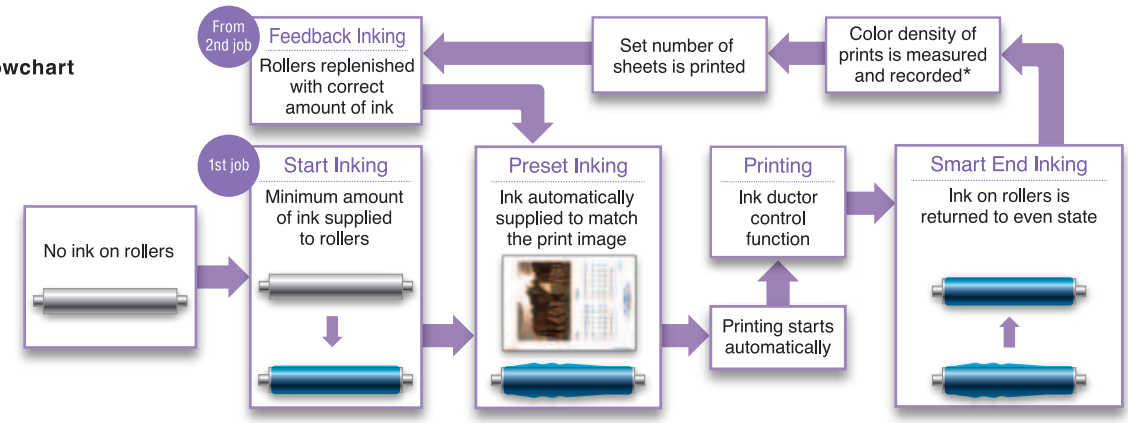

*Models equipped with a PDS-E SpectroJet or PDS-E SpectroDrive

Automatic cleaning devices reduce time and labor

The automatic cleaning devices (standard for the blanket and optional for the ink rollers) can be centrally controlled from the PCS-G printing control system, including setting the start of cleaning for each printing unit and selecting the cleaning pattern according to the amount of cleaning required.



Automatic blanket cleaning device

HIGH QUALITY



The pursuit of uncompromising printing quality

A printing press is comprised of many different mechanisms and components, and printing quality depends on their precision and quality. Press mechanisms with micron-level precision ensure consistent printing quality and excellent color reproduction. Strong, durable, high-precision construction is key to maintaining uncompromising printing quality over long years of use.

Double-diameter printing mechanism ensures stable paper transport

The printing units have a double-diameter impression cylinder and double-diameter transfer cylinder. The large radius of curvature minimizes flapping and ensures stable sheet transport even when printing on heavy stock.

Precision-control inking mechanism for stable ink supply

The ink fountain has high graduation performance to enhance ink control precision and match image with greater accuracy.
The motor-driven ink fountain rollers are programmed to automatically operate in synchronization with the speed of printing, enabling a stable supply of ink at any operation speed.

Advanced dampening system for an optimized balance of water and ink

The R-matic Continuous Dampening System assures a uniform dampening supply on the plate surface to reproduce sharp dots, glossy solids and finely detailed text. This system also allows non-alcohol printing. Switching between integrated mode and separated mode from the touch-panel display is easy, in order to exactly match the image and characteristics. The R-matic-D* Continuous Dampening System with Hickey Removing Function and R-matic-D Remote* Continuous Dampening System with Remote ON/OFF Hickey Removing Function substantially reduce hickeys on plates by adopting a drive mechanism for the water form roller that creates a rotational speed difference between the water form roller and plate cylinder.

* Option

Gripper open/close mechanism ensures reliable sheet transport

A torsion bar type double sprung gripper mechanism is employed for all of the gripper shafts. Reliable sheet gripping increases registration accuracy for both low-speed and high-speed printing on everything from thin to heavy stock.

Components designed for durability and precision

The use of cylinders supported by ultra-precision bearings, precision induction-hardened helical gears, and special cast-iron side frames which offer solid support to these components-all ensure the highest durability and accuracy over the long term.



Double-diameter printing mechanism, and ink and water roller arrangement

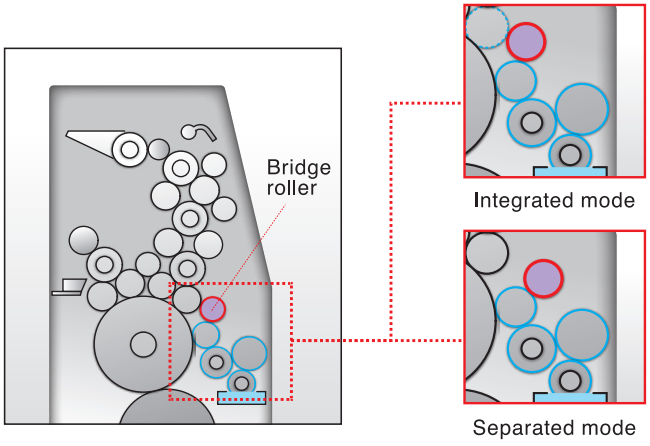

Gripper mechanism

High-rigidity precision components

RESPONSE CAPABILITIES

Printing on a wide range of substrates

A printing company must be able to print on many different types of substrates to meet diverse needs and expand the range of work that can be performed.
Optional advanced devices ensure stable feed and transport for all types of substrates, from thin paper to thick stock and even film and synthetic substrates.
Models with convertible perfecting device boost productivity for double-sided printing.

Stable paper feed

Vacuum hold-down belt ensures smooth, stable sheet feed from the feeder board to the front lay. An integrated feeder board roller movement system shortens the time needed to change sheet sizes.
A pneumatic side lay device can be installed as an option to minimize contact scratches when feeding delicate substrates.



Vacuum feeder board

Full lineup of options expands range of work that can be performed

Installing the movable shell-type skeleton transfer cylinder and air guide plate, the optional pneumatic side lay device and a special sheet printing set makes it possible to print on a wide range of substrates, including non-absorbing materials such as metalized paper and film. Presses with thick cardboard printing specifications (straight printing models only) can handle stock as thick as 0.8 mm.



Pneumatic side lay device

Delivery section ensures stable sheet piling

Equipped with a de-curler, vacuum wheels driven by an independent motor, and an air blower, the delivery section ensures stable sheet piling even when changing settings, such as the printing speed or substrate type or thickness.

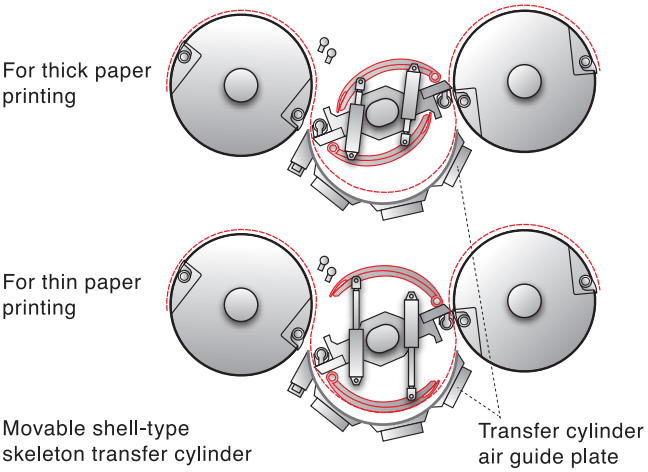

Fully automatic convertible device for one-pass perfecting

Switching between straight printing and perfecting is performed by remote control on the touch panel display of the PCS-G printing control system. The operator inputs the sheet size and printing mode, then simply presses “Start.” The open/close timing of the convertible perfecting device grippers, the various cylinder phases, and the position of the vacuum hold down device are automatically switched in less than 2 minutes with no need for tools, greatly shortening make-ready time.

Double/double/single-diameter cylinder perfecting mechanism*
* Standard on 8- and 10-color perfectors and optional on 2- to 6-color models

INTEGRATED MANAGEMENT

Centralized management and control of printing quality and productivity

The RMGT 6 and 7 form an integral part of the optimal digital work flow centered on the Printing Control System PCS-G. With connections to an MIS designed for CIP4-JDF, a color management system linked to pre-press data, and other pre- and post-press functions, centralized management and control of printing quality and productivity is realized in the optimization of printing operations..

Centralized management of printing and data

The PCS-G printing control system acts as a printing control center, providing centralized management of entire processes from make-ready to printing completion, including ink density adjustment, registration, color adjustment, water control, printing settings, cleaning and other operations. It also allows centralized management of operation and maintenance information such as maintenance history and press operation logs.

Easier roller nip pressure checking function

The one-touch nip pressure adjustment position cue function and automatic roller nip pressure checking function vastly reduce the amount of labor required during maintenance work. Nip checking is remarkably easier on the press with the nip checking mode that prints actual nip width on a single sheet pass.

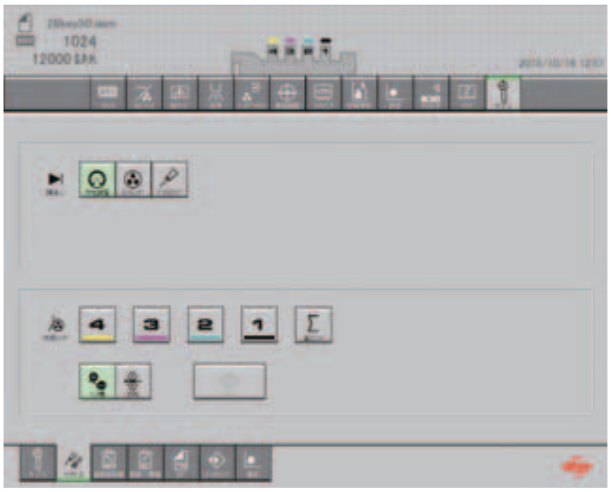

Maintenance mode screen

Automated printing density control and consistent printing quality

The optional PDS-E SpectroJet* and PDS-E SpectroDrive* printing density control systems use a spectrophotometer to measure the color bar on a printed sheet and calculate the correction values as the difference between the printed sheet and OK sheet. These correction values are then fed back to the PCS-G to automatically control the opening and closing of the ink fountain keys for much faster color adjustments. A preset number of sheets are also sampled and measured during printing; this data is fed back to the PCS-G to minimize density fluctuations and maintain consistent printing quality from start to finish.

PDS-E SpectroDrive

* Option

Visualization of printing processes improves productivity

MIS connection software*1 connects a CIP4-JDF compatible MIS (management information system) and a compatible press*2 for real-time printing process management. The software also enables real-time exchange of CIP4-JDF format data on job instructions (job name, number of sheets printed, sheet size, etc.) between the MIS and PCS-G.
The Print Job Manager*1 press operation control system connects compatible presses*2 via a network to manage the production schedule and transmit printing job data. It also collects data on press operating status in real time and automatically generates production analysis data.

*1: Option
*2: Compatible presses: RMGT 9, RMGT 7, RMGT 6, RMGT 5 (520GX model)

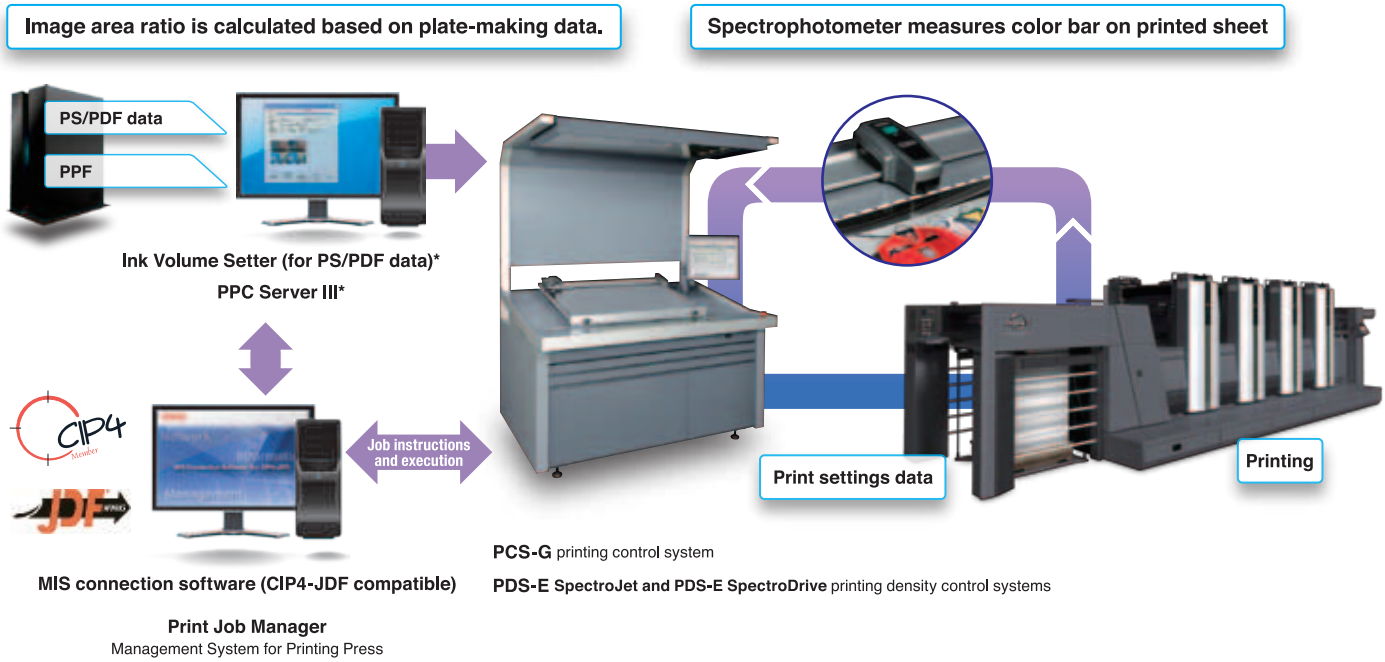

* The Ink Volume Setter is for PS compatible prepress systems and the PPC Server III is for CIP3/CIP4 (PPF) compatible prepress systems.

VALUE-ADDED PRINTING

A variety of units to meet a wide range of customer needs

UV printing enables high-value-added printing. By combining various surface treatment techniques with UV printing-compatible substrates and ink, new types of printed materials can be created that are extremely attractive and offer high added value. Various printing system configurations are available for creating high-value-added printing work to meet diverse needs.

UV Casting and Foiling System

Inline varnish coating improves quality, protects printed surfaces

Both aqueous varnish coating and UV varnish coating can be performed inline after printing. In addition to increasing the added value of printed materials by protecting the surface and creating a lustrous finish, varnish coating can also shorten work lead times by reducing the time required for drying the printing sheets. A universal clamp makes it possible to perform either full-surface or spot varnish coating. A blanket (with aluminum bars) and resin printing plate can also be installed. With a movable varnish coating unit, the coating cylinder and anilox roller can be raised upward when not in use to prevent scratching of the printed sheets. A safety guard between the main press unit and coating cylinder enables maintenance work—such as cleaning the coating cylinder or changing the blanket—to be performed even during printing to reduce make-ready time.



Coating unit

Different curing units for different needs

Select from infrared, UV, or LED-UV curing units. Combining a curing unit with the coating unit not only provides instant curing but also enables high-value-added work such as printing on film or metalized paper, as well as chemical embossed printing. The range of special printing capabilities can be expanded even further by installing an inter-deck UV curing unit over the impression cylinder on each unit or over the convertible perfecting device.

Inter-deck UV curing unit over the impression cylinder

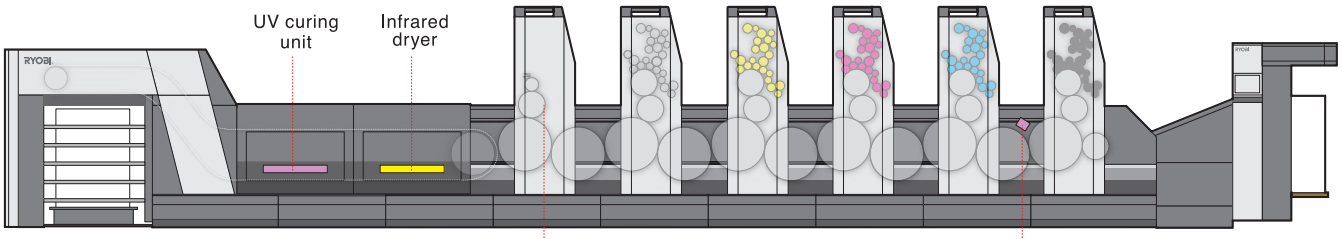

790ST-5+CC+LD

Holographic and foiling effects with UV casting and foiling system*

This system can create a variety of holographic effects by forming a relief texture and film pattern on the UV varnish. Various foiling effects can also be created by applying rolled foil to either the entire surface or to select areas.

* Option on the 790 model

Holographic coating sample



Foiling sample

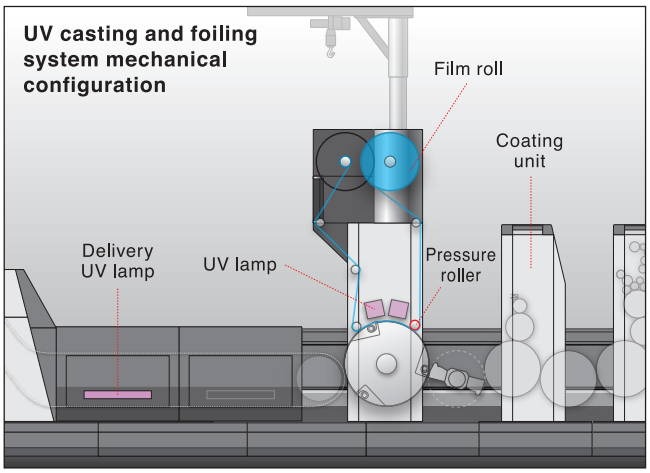

LED-UV PRINTING SYSTEM

Next-generation green UV system

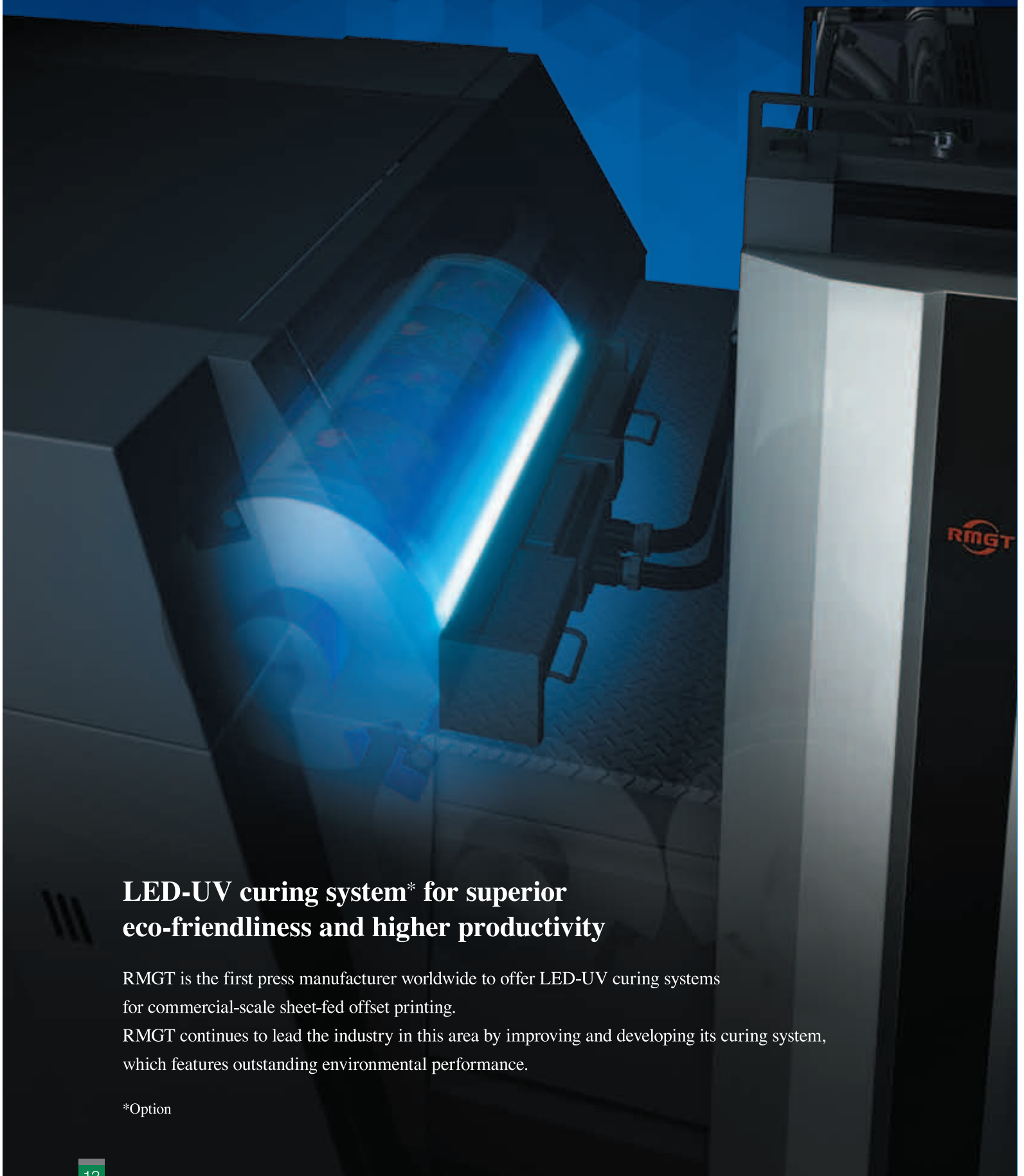

LED-UV curing system* for superior eco-friendliness and higher productivity

RMGT is the first press manufacturer worldwide to offer LED-UV curing systems for commercial-scale sheet-fed offset printing.
RMGT continues to lead the industry in this area by improving and developing its curing system, which features outstanding environmental performance.

*Option

Features of the LED-UV Curing System

Low power consumption

Power consumption of the LED-UV curing system is only 10% that of a conventional UV lamp system. Plus, the need for standby power is eliminated by the instant on-and-off of LED-UV lighting, providing substantial energy savings.

Power consumption vs. conventional UV lamp*

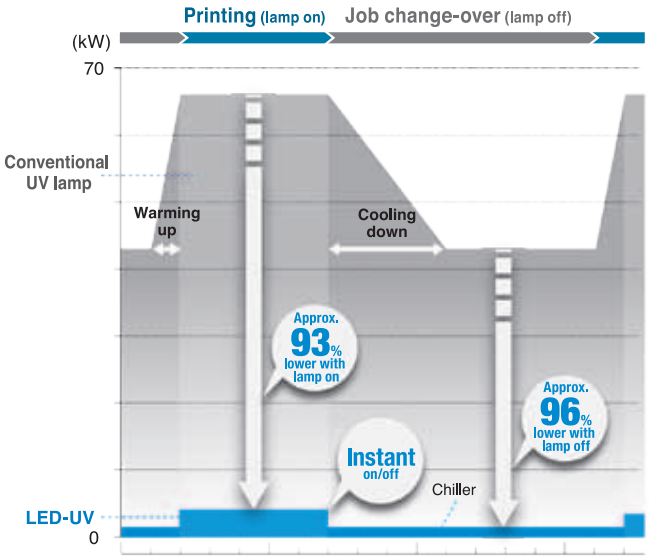

* For the 790 model

Long-life light source

A conventional UV lamp system's light source lasts approximately 1,000 to 3,000 hours*, but the LED-UV system's light source has a long life of approximately 15,000 hours. Moreover, a conventional UV lamp system remains lit in standby mode during make-ready work, shortening its life, while the LED-UV system remains completely off so light source life is unaffected.

* UV lamp life depends on such conditions as on-and-off frequency and the UV lamp manufacturer.

Wavelength comparison of LED-UV and conventional UV lamps

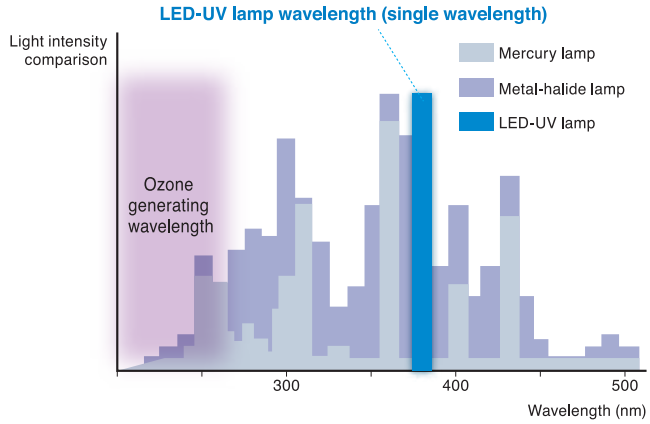

Ozone-free and low heat

LED-UV operates at a UV wavelength where no ozone is generated, eliminating the ozone odor peculiar to UV printing. The minimal heat generated during curing reduces thermal impact on the printed sheets and eliminates the need for an exhaust duct.

Varnish and special substrates for high-value-added printing

The growing popularity of the LED-UV curing system has led to a wider selection of inks, varnishes and substrates. An array of high-value-added printing services can be offered by combining special colors such as gold and silver, various varnish coating surface treatments, and printing on special substrates.

Instant curing for offset printing

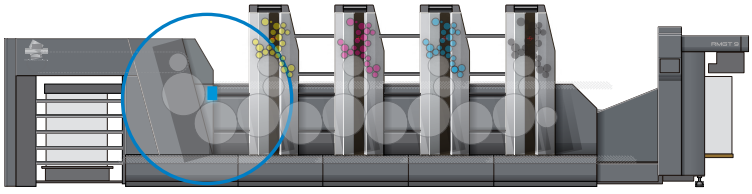

Instant curing for offset printing + varnish coating

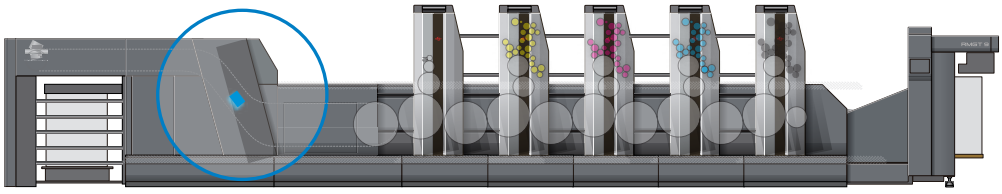

Specifications

RMGT 6

			690ST-2/690PF-2	690ST-4/690PF-4	690ST-5/690PF-5	690ST-6/690PF-6	690PF-8	690PF-10
Number of printing units			2(2/0, 1/1)	4(4/0, 2/2)	5(5/0, 4/1) 5(5/0, 3/2)	6(6/0, 5/1) 6(6/0, 4/2)	8(8/0, 4/4)	10(10/0, 5/5) 10(10/0, 6/4)
Max. sheet size			508 x 686 mm (20" x 27.01")					
Min. sheet size	Straight press		200 x 279 mm (7.87" x 10.98")				–	
	Convertible perfector		For straight printing: 200 x 279 mm (7.87" x 10.98") For perfecting: 295 x 325 mm (11.61" x 12.8")					
Max. printing area	Straight press		495 x 660 mm (19.49" x 25.98")				–	
	Convertible perfector		For straight printing: 495 x 660 mm (19.49" x 25.98") For perfecting: 488 x 660 mm (19.21" x 25.98")					
Paper thickness*1	Straight press		0.04 – 0.6 mm (0.0016" - 0.024") [0.8 mm (0.031") thick cardboard specification is option.]				–	
	Convertible perfector		For straight printing: 0.04 – 0.6 mm (0.0016" - 0.024") For perfecting: 0.04 – 0.4 mm (0.0016" - 0.016")					
Printing speed*2			3,000 – 15,000 S.P.H.					
Plate size			Standard: 550 x 650 mm (21.65" x 25.59") Max: 550 x 670 mm (21.65" x 26.38") [Positioning pin pitch: 425 mm (16.73")] 560 x 670 mm (22.05" x 26.38") [With optional plate clamp mounted of for vertical size of 560 mm (22.05")]					
Plate packing (total)			0.44 mm (0.016")					
Blanket type			Blanket with aluminum bar, Size: 594 x 701 x 1.95 mm (23.39" x 27.60" x 0.077") (Single packing) [Cylinder packing total 2.55 mm (0.1")]					
Max. feeder pile height			800 mm (31.5")					
Max. delivery pile height			925 mm (36.42")					
Non-printing area			10±1 mm (0.39"±0.039")					
Image area starting point			28 mm (1.1")					
Dimensions*3	Length	Straight press	5,561 mm (18'3")	7,333 mm (24'1")	8,219 mm (27')	9,105 mm (29'10")	–	–
		Convertible perfector	5,924 mm (19'5")	7,696 mm (25'3")	8,582 mm (28'2")	9,468 mm (31'1")	11,483 mm (37'8")	13,255 mm (43'6")
	Width		3,000 mm (9'10")				3,286 mm (10'9")	
	Height		1,870 mm (6'2")					
Weight*3		Straight press	10.3 t (22,707 lbs)	17.9 t (39,462 lbs)	21.7 t (47,840 lbs)	25.5 t (56,218 lbs)	–	–
		Convertible perfector	11.3 t (24,912 lbs)	18.9 t (41,667 lbs)	22.7 t (50,044 lbs)	26.5 t (58,422 lbs)	35.3 t (77,823 lbs)	42.5 t (93,696 lbs)

RMGT 7

			790ST-2/790PF-2	790ST-4/790PF-4	790ST-5/790PF-5	790ST-6/790PF-6	790PF-8	790PF-10
Number of printing units			2(2/0, 1/1)	4(4/0, 2/2)	5(5/0, 4/1) 5(5/0, 3/2)	6(6/0, 5/1) 6(6/0, 4/2)	8(8/0, 4/4)	10(10/0, 5/5) 10(10/0, 6/4)
Max. sheet size			600 x 788 mm (23.62" x 31.02")					
Min. sheet size	Straight press		200 x 279 mm (7.87" x 10.98")				–	
	Convertible perfector		For straight printing: 200 x 279 mm (7.87" x 10.98") For perfecting: 295 x 325 mm (11.61" x 12.8")					
Max. printing area			790ST-S (PF-S) type: 545 x 765 mm (21.46" x 30.12") 790ST-XL (PF-XL) type: 580 x 765 mm (22.83" x 30.12")					
Paper thickness*1	Straight press		0.04 – 0.6 mm (0.0016" - 0.024") [0.8 mm (0.031") thick cardboard specification is option.]				–	
	Convertible perfector		For straight printing: 0.04 – 0.6 mm (0.0016" - 0.024") For perfecting: 0.04 – 0.4 mm (0.0016" - 0.016")					
Printing speed*2	Straight press		3,000 – 16,000 S.P.H.				–	
	Convertible perfector		3,000 – 15,000 S.P.H.					
Plate size			790ST-S (PF-S) type Standard: 605 x 745 mm (23.82" x 29.33") Max: 605 x 775 mm (23.82" x 30.51") 790ST-XL (PF-XL) type Standard: 635 x 745 mm (25" x 29.33") Max: 635 x 775 mm (25" x 30.51") [Positioning pin pitch: 425 mm (16.73")]					
Plate packing (total)			0.44 mm (0.016")					
Blanket type			Blanket with aluminum bar, Size: 665 x 791 x 1.95 mm (26.18" x 31.14" x 0.077") (Single packing) [Cylinder packing total 2.55 mm (0.1")]					
Max. feeder pile height			800 mm (31.5")					
Max. delivery pile height			925 mm (36.42")					
Non-printing area			10±1 mm (0.39"±0.039")					
Image area starting point			28 mm (1.1")					
Dimensions*3	Length	Straight press	5,658 mm (18'7")	7,430 mm (24'5")	8,316 mm (27'3")	9,202 mm (30'2")	–	–
		Convertible perfector	6,021 mm (19'9")	7,793 mm (25'7")	8,679 mm (28'6")	9,565 mm (31'5")	11,580 mm (38')	13,352 mm (43'10")
	Width		3,000 mm (9'10")				3,286 mm (10'9")	3,425 mm (11'3")
	Height		1,870 mm (6'2")					
Weight*3		Straight press	10.3 t (22,707 lbs)	17.9 t (39,462 lbs)	21.7 t (47,840 lbs)	25.5 t (56,218 lbs)	–	–
		Convertible perfector	11.3 t (24,912 lbs)	18.9 t (41,667 lbs)	22.7 t (50,044 lbs)	26.5 t (59,422 lbs)	35.3 t (77,823 lbs)	42.5 t (93,696 lbs)

*1: There are some limitations to print thick paper depending on paper types.
*2: Local conditions, ink, stock and printing plate types, and printing quality required will affect the printing speed.
*3: Specifications are for the models without coating unit and with standard delivery. Weight does not include the peripheral devices of the press.

Main Equipment ●: Standard ○: Option

	RMGT 6	RMGT 7
PCS-G Printing Control System	●	●
SPC Semiautomatic Plate Changing System	●	●
Program Inking	●	●
Maintenance Mode	●	●
Side Lay Presetting	●	●
R-matic Continuous Dampening System	●	●
Chiller for Dampening Solution	●	●
Vertical, Lateral and Diagonal Register Remote Control	●	●
Automatic Blanket Cleaning Device	●	●
Static Eliminator	●	●
High-Grade Type Feeder	—	●
Original Type Feeder	●	○
Front Lay Vacuum Wheel	●	●
Side Lay Detector	●	●
Front Lay Bernoulli Device	●	●
Mechanical Double Sheet Detector	●	●
Ultrasonic Type Double Sheet Detector	●	●
Slewed Paper Detector	●	●
Delivery Jam Detector	●	●
Preset Repeat Counter with Batch Function (electronic, 5-digit)	●	●
Print Counter (total number of printed sheets, non-resettable)	●	●
Machine Counter (total number of machine rotations, non-resettable)	●	●
OK Monitor	●	●
Powder Spray	●	●
De-curler	●	●
Delivery Air Guide Plate (for convertible perfector)	●	●
Board Insertion Device	●	●
Delivery Section Safety Area Detector	●	●
Hickey Picker	●	●
Ink Oscillating Form Roller	●	○
Oscillating Bridge Roller	●	●
Movable Sheet Guide Below Transfer Cylinder	●	●
Open Type Doctor Blade Coating System (for models with coating unit)	●	●
Ink Roller Temperature Control System*1	○	○
Rollers for Ink Roller Temperature Control System	●	○
FPC Fully Automatic Plate Changing System*1, *3	○	○
Smart-FPC Fully Automatic Simultaneous Plate Changing System*1, *3	○	○
PDS-E SpectroJet/PDS-E SpectroDrive Printing Density Control System	○	○
Sheet Size Presetting*1	○	○
Impression Pressure Presetting (includes simultaneous cleaning device for blanket/impression cylinders)*1	○	○
Press for up to 0.8 mm (0.031") Thick Cardboard Printing (for straight printing press)*1	○	○

	RMGT 6	RMGT 7
Automatic Blanket Cleaning Device (for UV printing)	○	○
Automatic Ink Roller Cleaning Device (for normal printing and UV printing)*1	○	○
Automatic Feeder Pile Lateral Alignment Function	○	○
Timing Checker	○	○
Blower Under Swing	○	○
Nonstop Feeder*1	○	○
Pile Carrier Plate*1	○	○
Pile Carrier Plate with Nonstop Feeder Function*1	○	○
Paper Pre-loader	○	○
Special Sheet Feeding Set	○	○
Movable Shell-Type Skeleton Transfer Cylinder*1 Transfer Cylinder Air Guide Plate*1	○	○
Pneumatic Side Lay Device	○	○
Chamber Type Doctor Blade Coating System*1	○	○
Infrared Dryer*2	○	○
UV Curing Unit*2	○	○
LED-UV Curing Unit*2	○	○
Ink Mist Collector (for LED-UV)	○	○
Cushion Tank for Dampening Solution	○	○
Automatic Dampening Solution Supply Device	○	○
RP780-425M High-Precision Register Punch	○	○
Resister Punch BEIL-425	○	○
R-matic D Continuous Dampening System with Hickey Removing Function	○	○
R-matic D Remote Continuous Dampening System with Remote ON/OFF Hickey Removing Function*1	○	○
Delivery Front Guide Stop Mechanism	○	○
Rear Alignment Bar*1	○	○
UV Roller / UV Blanket	○	○
Super Blue System	○	○
Tape Inserter	○	○
Photo Type Delivery Pile Lowering Sensor	○	○
Image Area Calculating Software PPC Server III (for PPF)	○	○
Image Area Calculating Software Ink Volume Setter (for PS)	○	○
MIS Connection Software	○	○
Print Job Manager	○	○
UV Casting and Foiling System for the 790 model (for straight printing press)	—	○
EQD Earthquake Detection Unit	○	○

*1: Factory installation only *2: Factory installation recommended
*3: With Smart Make Ready Function

Design and specifications are subject to change without notice.

Machine Dimensions

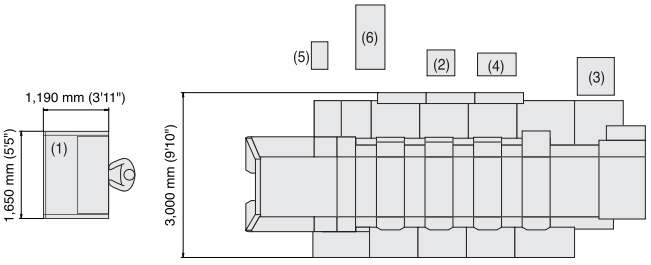

(1) PCS-G Printing Operation Stand
(2) Automatic Ink Roller Cleaning Device Tank
(3) Chiller for Dampening Solution
(4) Cushion Tank for Dampening Solution (option)
(5) LED-UV Control Box*
(6) LED-UV Cooling Device*

* Only for the model with LED-UV curing unit

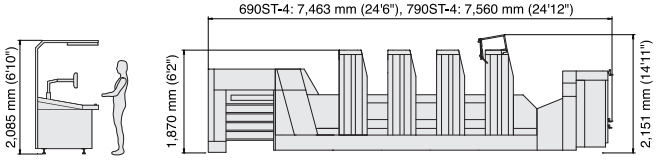

The illustration shows the 790ST-4 with LED-UV curing unit and delivery drum delivery. Since installation space and peripheral equipment will vary according to the model, please consult representative for further details.

Combination chart

Straight Press (4-6 color): 690ST-4/690ST-5/690ST-6/790ST-4/790ST-5/790ST-6

Number of printing units	Coating unit	Delivery type: Standard delivery	Delivery type: Delivery drum	Delivery type: Semi-long delivery	Delivery type: Long delivery	Dryer: Infrared dryer	Dryer: UV curing unit	Dryer: LED-UV curing unit
4	—	●	—	—	—	—*1	—*1	○*3
4	—	—	—	●	—	○*2	○*2	○*3
4	—	—	—	—	●	○	○	○*3
4	●*6	—	—	●	—	○	—	○*3
4	●*6	—	—	—	●	○	○	○*3
4	—	—	●	—	—	—	—	○*4
5	—	●	—	—	—	—*1	—*1	○*3
5	—	—	—	●	—	○*2	○*2	○*3
5	—	—	—	—	●	○	○	○*3
5	●*6	—	—	●	—	○	—	○*3
5	●*6	—	—	—	●	○	○	○*3
5	—	—	●	—	—	—	—	○*4
6	—	●	—	—	—	—*1	—*1	○*3
6	—	—	—	●	—	○*2	○*2	○*3
6	—	—	—	—	●	○	○	○*3
6	●*6	—	—	●	—	○	—	○*3
6	●*6	—	—	—	●	○	○	○*3
6	—	—	●	—	—	—	—	○*4

4-color press with standard delivery

690ST-4: 7,333 mm (24'1")
790ST-4: 7,430 mm (24'5")

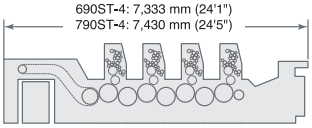

4-color press with coating unit and semi-long delivery

690ST-4: 9,535 mm (31'3")
790ST-4: 9,632 mm (31'7")

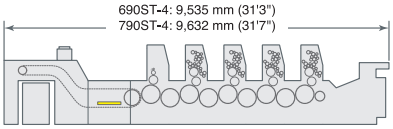

4-color press with coating unit and long delivery

690ST-4: 10,526 mm (34'6")
790ST-4: 10,623 mm (34'10")

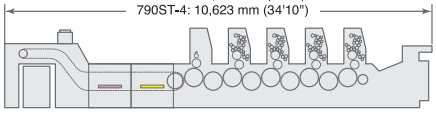

4-color press with drum type delivery

690ST-4: 7,463 mm (24'6")
790ST-4: 7,560 mm (24'10")

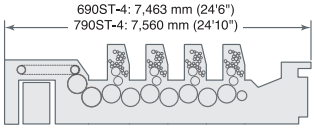

Convertible perfector (4-6 color): 690PF-4/690PF-5/690PF-6/790PF-4/790PF-5/790PF-6

Number of printing units	Coating unit	Delivery type: Standard delivery	Delivery type: Delivery drum	Delivery type: Semi-long delivery	Delivery type: Long delivery	Dryer: Infrared dryer	Dryer: UV curing unit	Dryer: LED-UV curing unit
4/0, 2/2	—	●	—	—	—	—*1	—*1	○*3,5
4/0, 2/2	—	—	—	●	—	○*2	○*2	○*3,5
4/0, 2/2	—	—	—	—	●	○	○	○*3,5
4/0, 2/2	●*6	—	—	●	—	○	—	○*3,5
4/0, 2/2	●*6	—	—	—	●	○	○	○*3,5
5/0, 4/1 5/0, 3/2	—	●	—	—	—	—*1	—*1	○*3,5
5/0, 4/1 5/0, 3/2	—	—	—	●	—	○*2	○*2	○*3,5
5/0, 4/1 5/0, 3/2	—	—	—	—	●	○	○	○*3,5
5/0, 4/1 5/0, 3/2	●*6	—	—	●	—	○	—	○*3,5
5/0, 4/1 5/0, 3/2	●*6	—	—	—	●	○	○	○*3,5
6/0, 5/1 6/0, 4/2	—	●	—	—	—	—*1	—*1	○*3,5
6/0, 5/1 6/0,4/2	—	—	—	●	—	○*2	○*2	○*3,5
6/0, 5/1 6/0, 4/2	—	—	—	—	●	○	○	○*3,5
6/0, 5/1 6/0, 4/2	●*6	—	—	●	—	○	—	○*3,5
6/0, 5/1 6/0, 4/2	●*6	—	—	—	●	○	○	○*3,5

4-color (2/2) press with standard delivery

690PF-4: 7,696 mm (25'3")
790PF-4: 7,793 mm (25'7")

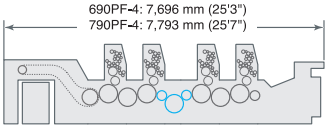

5-color (4/1) press with standard delivery

690PF-5: 8,582 mm (28'2")
790PF-5: 8,679 mm (28'6")

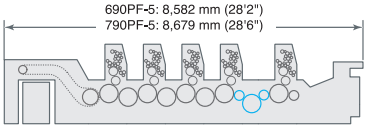

5-color (3/2) press with coating unit and semi-long delivery

690PF-5: 10,784 mm (35'5")
790PF-5: 10,881 mm (35'8")

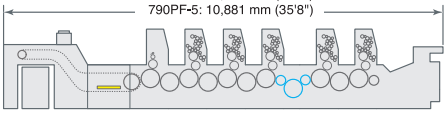

5-color (4/2) press with coating unit and long delivery

690PF-5: 11,775 mm (38'8")
790PF-5: 11,872 mm (38'11")

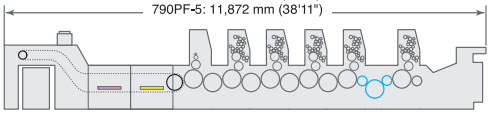

●: Standard ○: Option —: Not available ○○: Convertible perfecting device*7

*1: Dryer/curing units are not available on standard delivery models. *2: Either an infrared drying unit or UV curing unit can be installed.
*3: Can be installed on the delivery section or inter-deck over the impression cylinder. *4: Can be installed over the delivery drum or inter-deck over the impression cylinder.
*5: Can be installed over the convertible perfecting device. *6: When ordering a coating system, please specify aqueous coating, UV coating, or both aqueous and UV coatings.
*7: Configuration of a standard convertible perfecting device is single/double/single diameter. A double/double/single-diameter convertible perfecting device is also available as an option.

Note 1: The 790 model is available in both a 790ST-S (PF-S) type and 790ST-XL (PF-XL) type with different maximum printing areas, but the configuration is the same for both types.
The maximum printing area is 545 x 765 (L x W) mm for the 790ST-S (PF-S) type and 580 x 765 (L x W) mm for the 790ST-XL (PF-XL) type.
Note 2: Restrictions apply to the types of varnish coating and UV curing that can be performed during perfecting. For details, please consult a sales representative.
Note 3: For models with feature combinations other than those shown above, please consult a sales representative.
Note 4: When mounting the LED-UV curing unit over the convertible perfecting device, please consult a sales representative.

Number of printing units	Coating unit	Delivery type			Dryer				Mechanical side view
		Standard delivery	Semi-long delivery	Long delivery	Infrared dryer	UV curing unit	Inter-deck UV curing unit	LED-UV curing unit	

Convertible perfector (8-color): 690PF-8/790PF-8

8/0,4/4	—	●	—	—	—*1	—*1	—	○*2
8/0,4/4	—	—	●	—	○	—	—	○*2
8/0,4/4	—	—	●	—	—	○	○	○*2
8/0,4/4	—	—	—	●	○	○	—	○*2
8/0,4/4	—	—	—	●	○	○	○	○*2
8/0,4/4	●*3	—	●	—	○	—	—	○*2
8/0,4/4	●*3	—	—	●	○	○	—	○*2
8/0,4/4	●*3	—	—	●	○	○	○	○*2

8-color (4/4) press with standard delivery

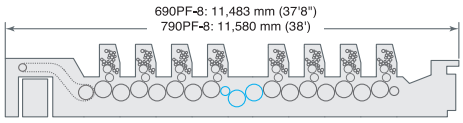

8-color (4/4) press with semi-long delivery

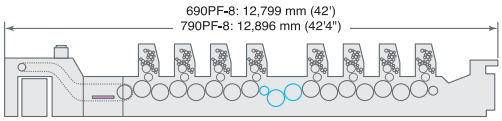

8-color (4/4) press with coating unit and semi-long delivery

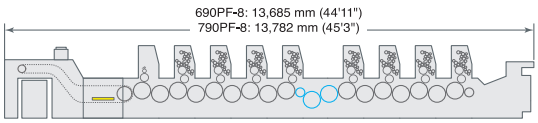

Convertible perfector (10-color): 690PF-10/790PF-10

10/0,5/5 10/0,6/4	—	●	—	—	—*1	—*1	—	○*2
10/0,5/5 10/0,6/4	—	—	●	—	○	—	—	○*2
10/0,5/5 10/0,6/4	—	—	●	—	—	○	○	○*2
10/0,5/5 10/0,6/4	—	—	—	●	○	○	—	○*2
10/0,5/5 10/0,6/4	—	—	—	●	○	○	○	○*2
10/0,5/5 10/0,6/4	●*3	—	●	—	○	—	—	○*2
10/0,5/5 10/0,6/4	●*3	—	—	●	○	○	—	○*2
10/0,5/5 10/0,6/4	●*3	—	—	●	○	○	○	○*2

10-color (5/5) press with standard delivery

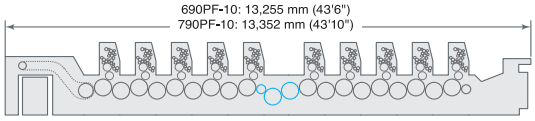

10-color (6/4) press with standard delivery

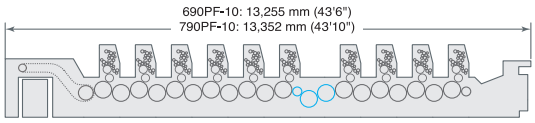

10-color (5/5) press with semi-long delivery

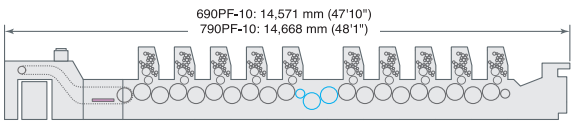

10-color (6/4) press with semi-long delivery

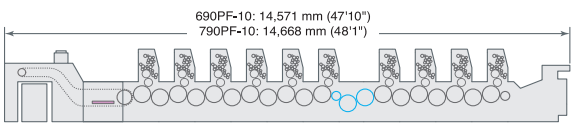

●: Standard ○: Option —: Not available : Convertible perfecting device

*1: Dryer/curing units are not available on standard delivery models.
*2: Can be installed on the delivery section, inter-deck over the impression cylinder, or over the convertible perfecting device.
*3: When ordering a coating system, please specify aqueous coating, UV coating, or both aqueous and UV coatings.

Note 1: The 790 model is available in both a 790ST-S (PF-S) type and 790ST-XL (PF-XL) type with different maximum printing areas, but the configuration is the same for both types. The maximum printing area is 545 x 765 (L x W) mm for the 790ST-S (PF-S) type and 580 x 765 (L x W) mm for the 790ST-X L(PF-XL) type.
Note 2: Restrictions apply to the types of varnish coating and UV curing that can be performed during perfecting. For details, please consult a sales representative.
Note 3: For models with feature combinations other than those shown above, please consult a sales representative.
Note 4: When mounting the LED-UV curing unit over the convertible perfecting device, please consult a sales representative.

graphco

print. finish. communicate.

6563 Cochran Road
Solon, OH 44139
TF: (800) 458-2769
O: (440) 248-1700
graphco@graphco.com
graphco.com